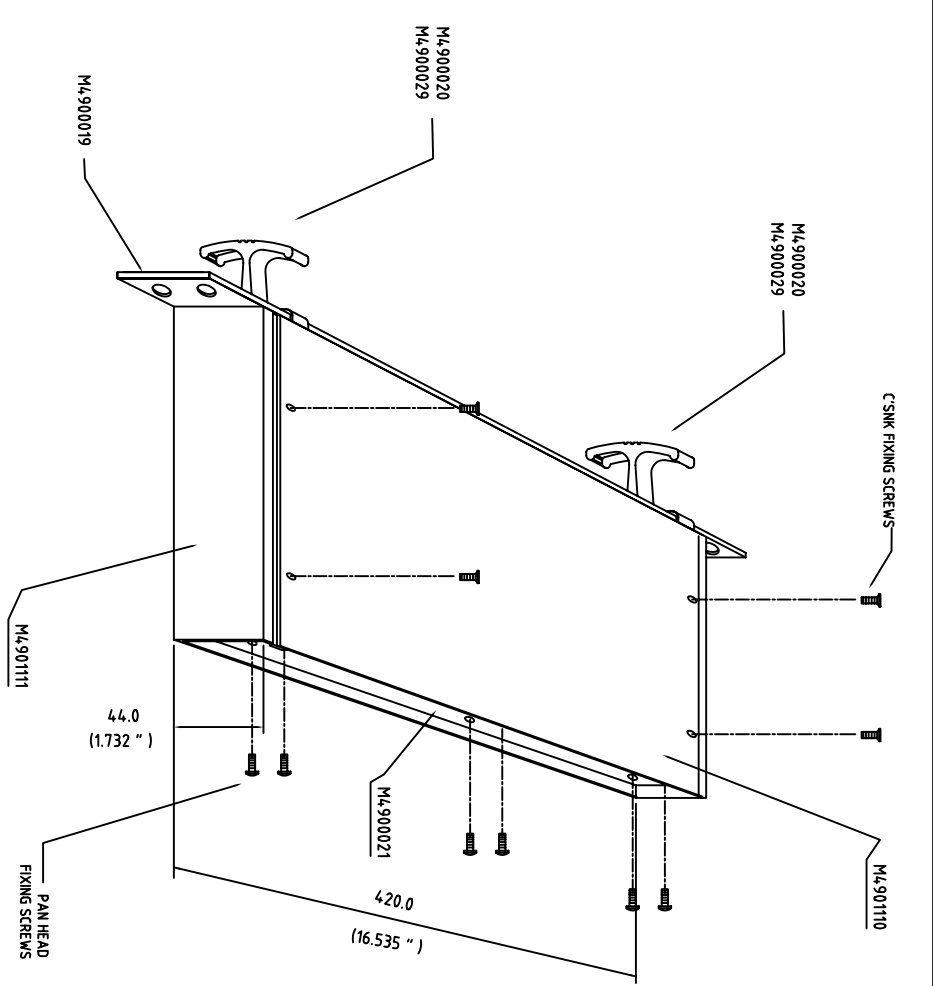
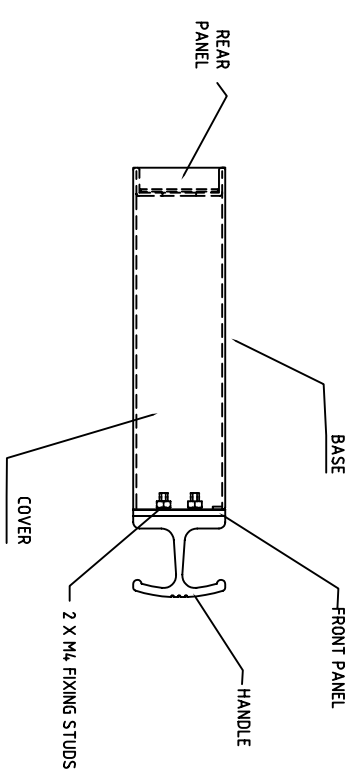
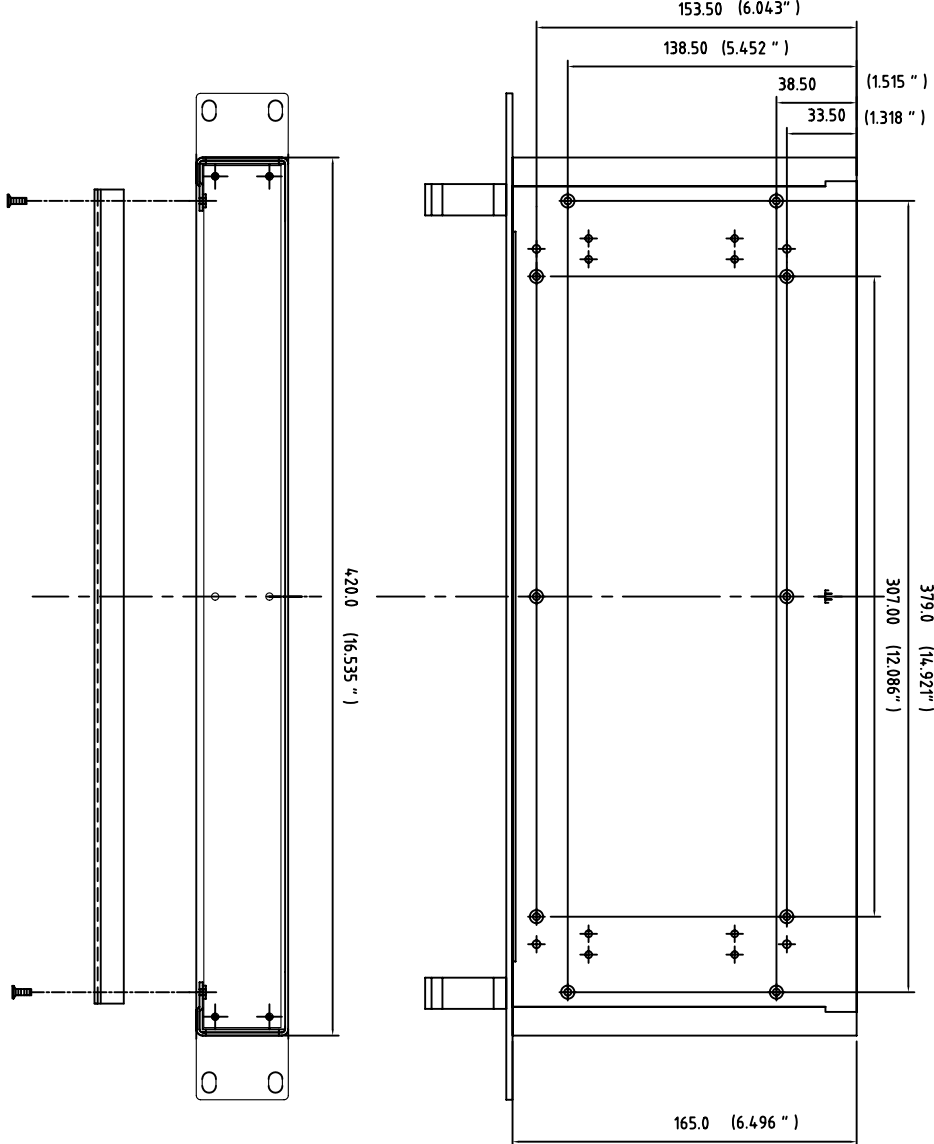
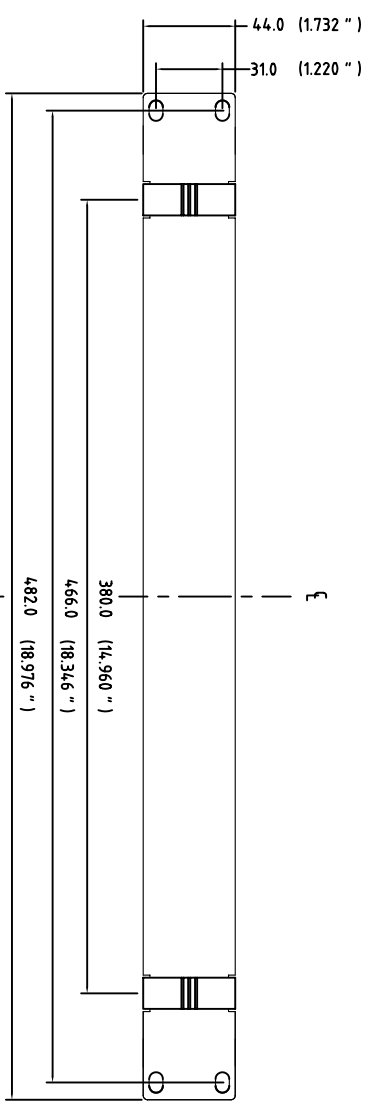


FIRST ANGLE PROJECTION

1 2 3 4 5 6 7 8 9 10

Modifications

ISS
1



Tolerances unless otherwise stated:
 General tolerances ±0.20
 Resultant tolerances between hole centers ±0.15
 Tolerances on hole diameters ±0.05
 Angles ± 0.5°
 Surface finish 32/

Required Finish:

Scale: 1:1

ALL DIMENSIONS IN MILLIMETRES

DO NOT SCALE

Drawn By: M YATES

Checked By:

Drawing Number

Date drawn: 11.6.07

Material Spec: 1.5mm aluminium

METcase

METCASE ENCLOSURES
 15 Brunel Way
 Segensworth East, Fareham,
 Hampshire, PO15 5TX, UK.

Part Name: GENERAL ASSEMBLY 165 MM ENCLOSURE

www.metcase.com

Part Number: M4.91911X

ISS C

Sheet 1 of 1

OKW ENCLOSURES LTD (DATE AS SHOWN). THIS DRAWING CONTAINS PROPRIETARY INFORMATION OF OKW ENCLOSURES LTD AND IS TENDERED SUBJECT TO THE FOLLOWING CONDITIONS: THE INFORMATION BE RETAINED IN CONFIDENCE, NOT BE REPRODUCED OR COPIED, AND NOT BE USED OR INCORPORATED IN ANY PRODUCT, UNLESS PERMISSION IS OBTAINED IN WRITING FROM OKW ENCLOSURES LTD.

A2