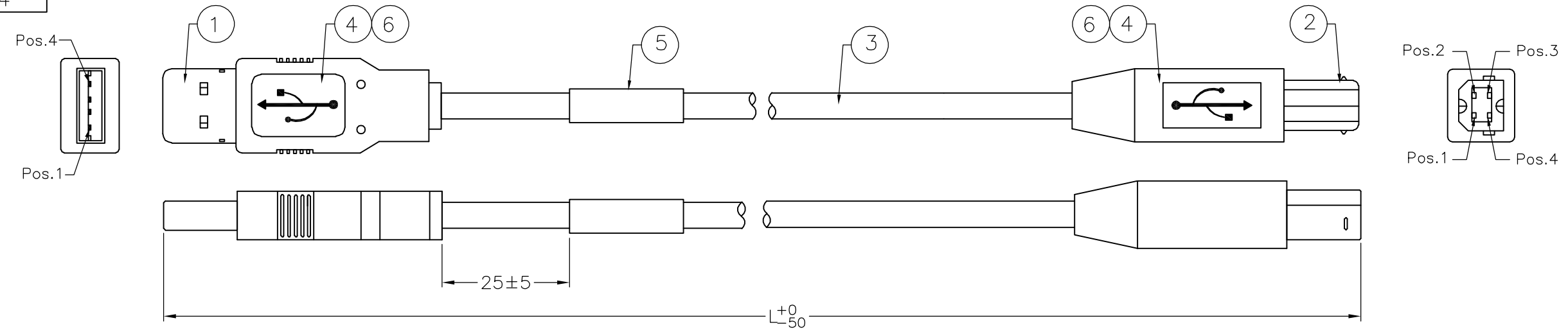


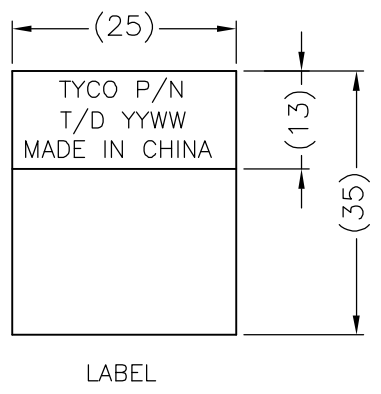
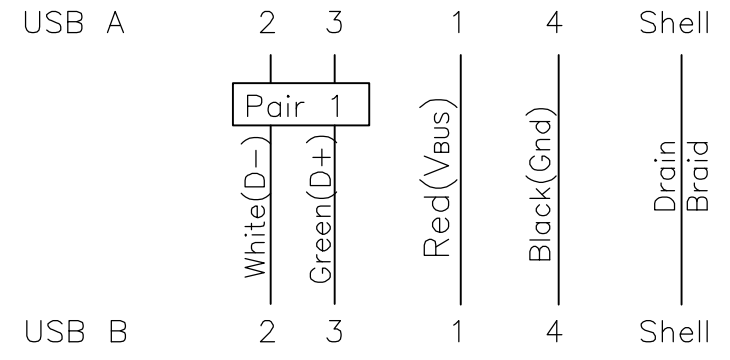
THIS DRAWING IS UNPUBLISHED. RELEASED FOR PUBLICATION
 © COPYRIGHT BY TYCO ELECTRONICS CORPORATION. ALL RIGHTS RESERVED.

LOC	DIST	REVISIONS					
GP	00	P	LTR	DESCRIPTION	DATE	DWN	APVD
			C	REVISE PER ECO-05-006320	01AUG05	TW	JH

Tooling Drawing NO.
 USB A: TR00662
 USB B: TR00664



PIN ASSIGNMENT :



PART NO.	1487588-1	1487588-2	1487588-3
LENGTH(L)	2000	1500	1829

AR	AR	AR	MR	COPPER FOIL, W: 5MM	6
1	1	1	PC	Label, 25x35mm, White 25x13mm	5
AR	AR	AR	KG	Overmold PVC, 40P, Color: White(WH01)	4
AR	AR	AR	MR	USB 2.0 Cable 28AWG*1P+24AWG*2C+Al/Mylar +Drain+Braid, Color: White(WH01).	3
1	1	1	EA	USB 4Pin Connector Contacts: Gold 30U Plated, Shell: Nickel Plated, Housing UL94V-0 B Type.	2
1	1	1	EA	USB 4Pin Connector Contacts: Gold 30U Plated, Shell: Nickel Plated, Housing UL94V-0 A Type.	1
-3	-2	-1	U/M	DESCRIPTION	ITEM

- NOTES:
- TESTED FOR CONTINUITY, SHORTS AND OPENS, HI-POT 630V FOR 10MS.
 - CABLE ASSEMBLY MEETS USB 2.0 STANDARDS.
 - EXPOSED CABLE BRAID IS NOT PERMISSIBLE BEYOND OVERMOLD.
 - THE FINAL CABLE ASSEMBLY MAXIMUM LENGTH NOT TO EXCEED 2700MM PER USB SPECIFICATIONS.
 - MEETS REQUIREMENTS OF EU DIRECTIVE 2002/95/EC

THIS DRAWING IS A CONTROLLED DOCUMENT.		DWN	BOVEY LIU	10JUN03	tyco Electronics	Tyco Electronics Corporation	
		CHK	J.HUNT	10JUN03		Harrisburg, Pa 17105-3608	
		APVD	J.HUNT	10JUN03	NAME		
		PRODUCT SPEC			CABLE ASSEMBLY, USB A TYPE TO USB B TYPE		
		APPLICATION SPEC			-		
		WEIGHT			-		
CUSTOMER DRAWING		SCALE	N.T.S		SHEET	1 OF 1	REV
						C	