

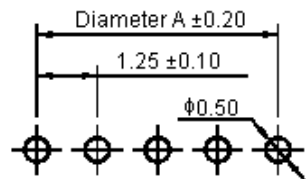
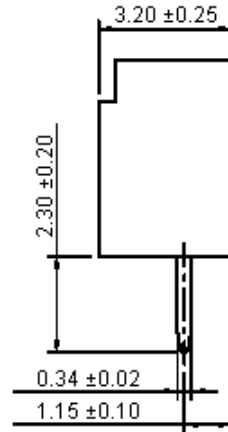
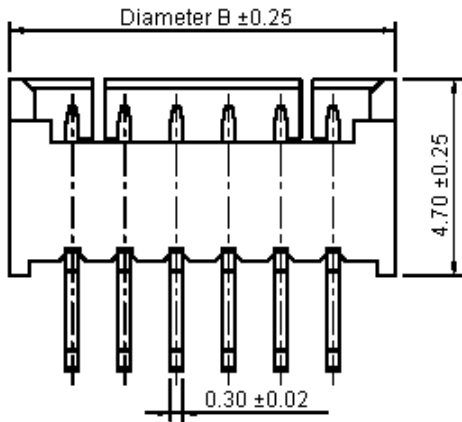
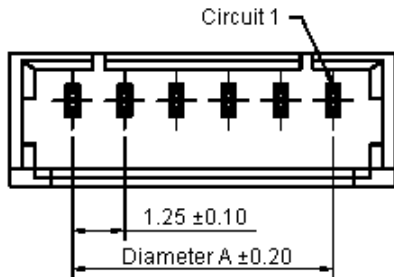


PART NO.

1251SM-15

REVISIONS

ECN #	REV	DESCRIPTION	DRAWN	DATE	CHECKD	DATE	APPRVD	DATE
-	A	RELEASED	Veena	01/8/08	Suresh	01/8/08	G. C	15/8/08



PCB Layout

Dimensions : Millimetres

Specifications:

- Current rating : 1.0A ac/dc.
- Voltage rating : 125V ac/dc.
- Maximum contact resistance : 20mΩ.
- Withstanding voltage : 250V ac/minute.
- Minimum insulation resistance : 100MΩ.
- Temperature range : -40°C to +85°C.

Material and Finish:

- Insulator : Nylon 6T.
- Contact material : Phosphor bronze.
- Finish : Tin plated.

This data sheet and its contents (the "Information") belong to the Premier Farnell Group (the "Group") or are licensed to it. No licence is granted for the use of it other than for information purposes in connection with the products to which it relates. No licence of any intellectual property rights is granted. The Information is subject to change without notice and replaces all data sheets previously supplied. The Information supplied is believed to be accurate but the Group assumes no responsibility for its accuracy or completeness, any error in or omission from it or for any use made of it. Users of this data sheet should check for themselves the Information and the suitability of the products for their purpose and not make any assumptions based on information included or omitted. Liability for loss or damage resulting from any reliance on the Information or use of it (including liability resulting from negligence or where the Group was aware of the possibility of such loss or damage arising) is excluded. This will not operate to limit or restrict the Group's liability for death or personal injury resulting from its negligence. SPC MULTICOMP is the registered trademark of the Group. © Premier Farnell plc 2008.

TOLERANCES:

UNLESS OTHERWISE SPECIFIED, DIMENSIONS ARE FOR REFERENCE PURPOSES ONLY.

DRAWN BY:	DATE:
Veena	01/08/08
CHECKED BY:	DATE:
Suresh	01/08/08
APPROVED BY:	DATE:
G.Cook	15/08/08

DRAWING TITLE:

Vertical Header - 15 Way

SIZE	DWG NO.	ELECTRONIC FILE	REV
A	M10001482	1251SM-XX(PC0006)_14_DWG	A
SCALE: NTS	U.O.M.: mm	SHEET: 1 OF 2	



PART NO.

1251SM-15

REVISIONS

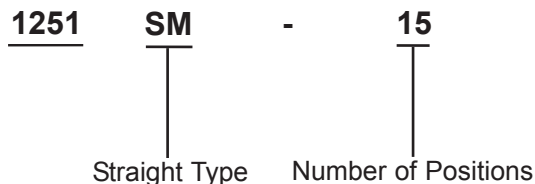
ECN #	REV	DESCRIPTION	DRAWN	DATE	CHECKD	DATE	APPRVD	DATE
-	A	RELEASED	Veena	01/8/08	Suresh	01/8/08	G. C	15/8/08

Specification Table

Number of Positions	A	B	Part Number
15	17.50	20.50	1251SM-15

Dimensions : Millimetres

Part Number Explanation:



<http://www.farnell.com>

<http://www.newark.com>

<http://www.cpc.co.uk>

This data sheet and its contents (the "Information") belong to the Premier Farnell Group (the "Group") or are licensed to it. No licence is granted for the use of it other than for information purposes in connection with the products to which it relates. No licence of any intellectual property rights is granted. The Information is subject to change without notice and replaces all data sheets previously supplied. The Information supplied is believed to be accurate but the Group assumes no responsibility for its accuracy or completeness, any error in or omission from it or for any use made of it. Users of this data sheet should check for themselves the Information and the suitability of the products for their purpose and not make any assumptions based on information included or omitted. Liability for loss or damage resulting from any reliance on the Information or use of it (including liability resulting from negligence or where the Group was aware of the possibility of such loss or damage arising) is excluded. This will not operate to limit or restrict the Group's liability for death or personal injury resulting from its negligence. SPC MULTICOMP is the registered trademark of the Group. © Premier Farnell plc 2008.

**TOLERANCES:
UNLESS OTHERWISE SPECIFIED, DIMENSIONS ARE FOR REFERENCE PURPOSES ONLY.**

DRAWN BY:	DATE:
Veena	01/08/08
CHECKED BY:	DATE:
Suresh	01/08/08
APPROVED BY:	DATE:
G.Cook	15/08/08

DRAWING TITLE:			
Vertical Header - 15 Way			
SIZE A	DWG NO. M10001482	ELECTRONIC FILE 1251SM-XX(PC0006)_14_DWG	REV A
SCALE: NTS		U.O.M.: mm	SHEET: 2 OF 2