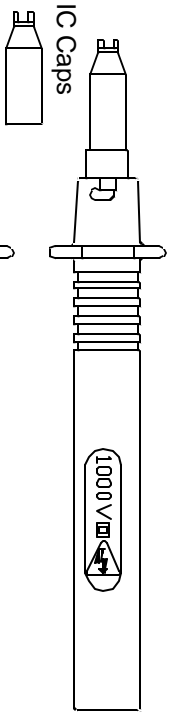


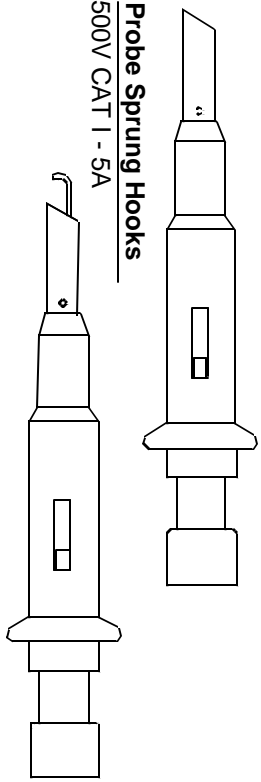
ALL RIGHTS RESERVED. NO PORTION OF THIS PUBLICATION, WHETHER IN WHOLE OR IN PART CAN BE REPRODUCED WITHOUT THE EXPRESS WRITTEN CONSENT OF SPC TECHNOLOGY.

REVISIONS		DOC. NO.	SPC-F005	Effective: 12/21/98	DCP No: 860			
DCP #	REV	DESCRIPTION	DRAWN	DATE	CHECKD	DATE	APPRVD	DATE
430	A	RELEASED	JWM	12/12/00	JC	1/8/01	DJC	1/11/01

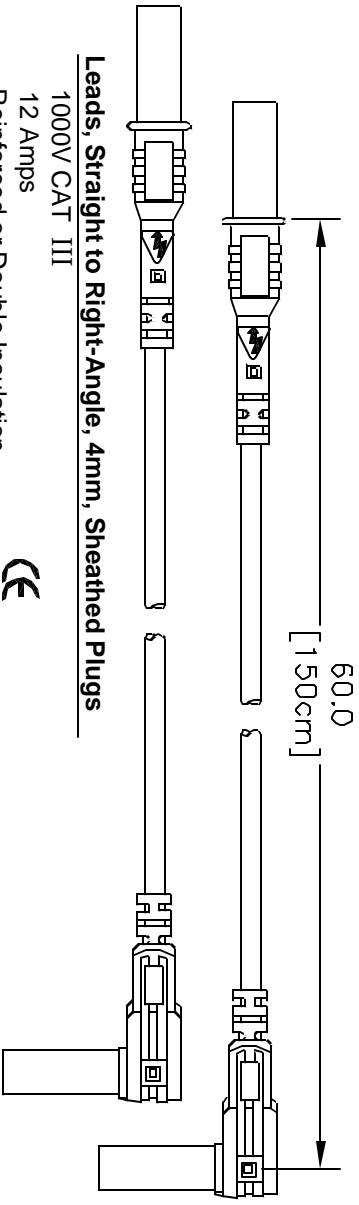


Probe Bodies w/ Replacement Tips & IC Caps

1000V CAT III
36 Amps
Reinforced or Double Insulation
1 Red, 1 Black



Probe Sprung Hooks
500V CAT I - 5A

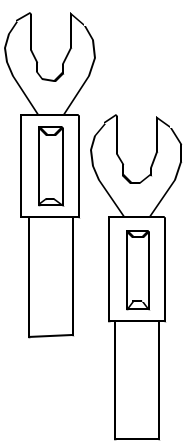


Leads, Straight to Right-Angle, 4mm, Sheathed Plugs

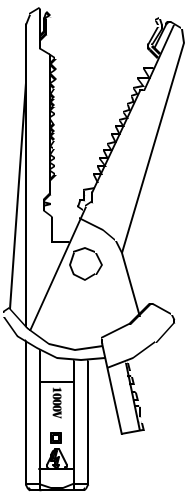
1000V CAT III
12 Amps
Reinforced or Double Insulation
1 Red, 1 Black
Leads: PVC



Packaged in Clear Poly Bag



Spade Lug Adapters, 6mm, 42V, 20A



**Insulated Alligator Clips
w/Piercing Point**
1000V CAT III

20 Amps
Reinforced or Double Insulation
1 Red, 1 Black



DISCLAIMER
ALL STATEMENTS AND TECHNICAL INFORMATION CONTAINED HEREIN ARE BASED UPON INFORMATION AND/OR TESTS WE BELIEVE TO BE ACCURATE AND RELIABLE. SINCE CONDITIONS OF USE ARE BEYOND OUR CONTROL, THE USER SHALL DETERMINE THE SUITABILITY OF THE PRODUCT FOR THE INTENDED USE AND ASSUME ALL RISK AND LIABILITY WHEREVER IN CONNECTION THERewith.



UNLESS OTHERWISE SPECIFIED, DIMENSIONS ARE FOR REFERENCE PURPOSES ONLY.	DRAWN BY: Jeff Movicke	DATE: 12/12/00
	CHECKED BY: JOHN COLE	DATE: 1/8/01
	APPROVED BY: Daniel Corey	DATE: 1/11/01

DRAWING TITLE: General Purpose DMM Kit - Right Angle Plugs		SCALE: NTS	
SIZE: A	DWG. NO.: 76-104	U.O.M.: INCHES [mm]	
ELECTRONIC FILE: 84N2146.dwg	REV: A	SHEET: 1	OF 1