

D.C. geared motors with brushes

→ 0.5 Nm 3.9 Watts

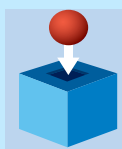
- A range of D.C. geared motors with sintered metal gears. Mechanical rating of gearbox with output shaft stalled : 0.5 Nm.
- 3.9 Watt motor power
- Available in either 12 or 24 V D.C. versions.
- Gearbox ratios options for 1.5 to 441 rpm.
- Options with magnetic encoder.



Specifications

	3.9 Watts	3.9 Watts
Type	82 862 0/2	82 862 0/2
Voltage	12 V	24 V
Output speed (rpm)	Ratios (i)	
441	9.76	82 862 001
141	30.6	82 862 002
45	95.4	82 862 003
14	298	82 862 201
5	931	82 862 202
1.5	2910	82 862 203
General characteristics		
Motor	82 860 0	82 860 0
Gearbox	81 012 0 / 81 012 2	81 012 0 / 81 012 2
Maximum permitted torque from gearmotor under continuous conditions (for 1 millions turns) N.m	0.5	0.5
Axial load static (daN)	1	1
Radial load static (daN)	8	8
Max. output (W)	3.9	3.9
Nominal output (W)	3	3
Gearbox case temperature rise (°C)	50	50
Weight (g)	160 / 170	160 / 170

Product adaptations

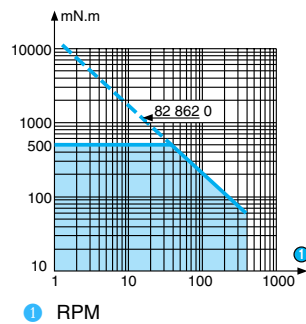


- Special supply voltages
- Special cable lengths
- Optional encoder
- Special connectors
- Special output shafts
- Special gearbox ratios
- Special gear wheel material
- Special output bearings
- Special mounting plate

Curves

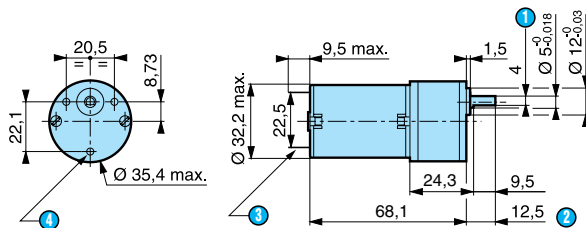
The shaded zone represents the operating range of the geared motor.
The horizontal line marks the maximum torque available in continuous duty cycle for a given life.
For higher torque ratings, service life will be reduced.

Nominal speed and torque curves



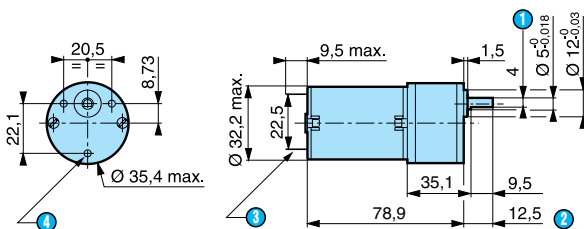
Dimensions

82 862 0



- 1 4 mm across flats
- 2 (shaft pushed-in ←)
- 3 2 tags NFC 20-120 series 2.8 x 0.5 mm
- 4 3 holes M3 depth 4.5 mm

82 862 2



- 1 4 mm across flats
- 2 (shaft pushed-in ←)
- 3 2 tags NFC 20-120 series 2.8 x 0.5 mm
- 4 3 holes M3 depth 4.5 mm