

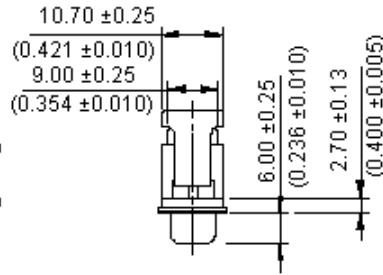
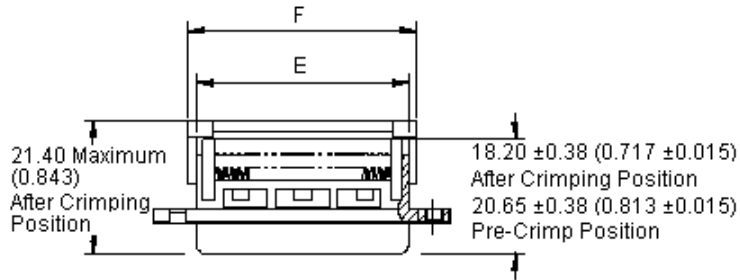


PART NO.

8FTM Series

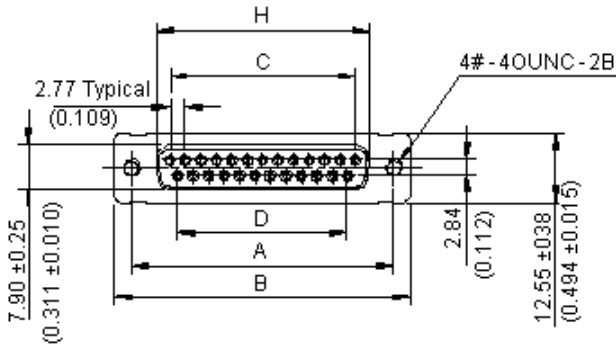
REVISIONS

ECN #	REV	DESCRIPTION	DRAWN	DATE	CHECKD	DATE	APPRVD	DATE
-	A	RELEASED	Veena	21/03/09	Suresh	21/03/09	Farnell	04/04/09

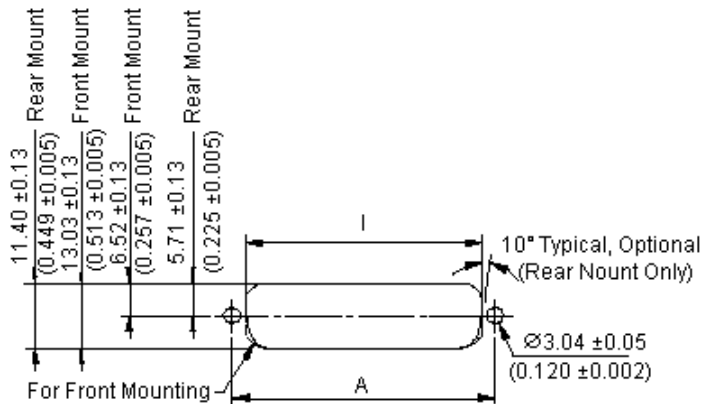


Specifications:

Current rating	: 1 amperes.
Minimum insulation resistance	: ≥1000MΩ (at 500V dc).
Minimum dielectric withstanding voltage	: 500V ac (for one minute).
Operating temperature	: -55°C to 105°C.
Contact resistance	: ≤15mΩ.
Dielectric material	: PBT with glass-fibre reinforced.
Colour	: Black, blue and grey (optional).
Contact material	: Phosphor bronze.
Contact plating	: Gold over nickel.
Wire size	: AWG 26 and 28 stranded, 1.27mm conductor centre flat cable.



Recommended Panel Cut-out Dimensions



Dimensions : Millimetres (Inches)

This data sheet and its contents (the "Information") belong to the Premier Farnell Group (the "Group") or are licensed to it. No licence is granted for the use of it other than for information purposes in connection with the products to which it relates. No licence of any intellectual property rights is granted. The Information is subject to change without notice and replaces all data sheets previously supplied. The Information supplied is believed to be accurate but the Group assumes no responsibility for its accuracy or completeness, any error in or omission from it or for any use made of it. Users of this data sheet should check for themselves the Information and the suitability of the products for their purpose and not make any assumptions based on information included or omitted. Liability for loss or damage resulting from any reliance on the Information or use of it (including liability resulting from negligence or where the Group was aware of the possibility of such loss or damage arising) is excluded. This will not operate to limit or restrict the Group's liability for death or personal injury resulting from its negligence. SPC MULTICOMP is the registered trademark of the Group. © Premier Farnell plc 2009.

TOLERANCES:

UNLESS OTHERWISE SPECIFIED, DIMENSIONS ARE FOR REFERENCE PURPOSES ONLY.

DRAWN BY:	DATE:
Veena	21/03/09
CHECKED BY:	DATE:
Suresh	21/03/09
APPROVED BY:	DATE:
Farnell	04/04/09

DRAWING TITLE:

Metal D Type IDC Connectors - Unthreaded

SIZE	DWG NO.	ELECTRONIC FILE	REV
A	M10001973	50303_DWG	A
SCALE: NTS	U.O.M.: mm (Inches)	SHEET: 1 OF 2	



PART NO.

8FTM Series

REVISIONS

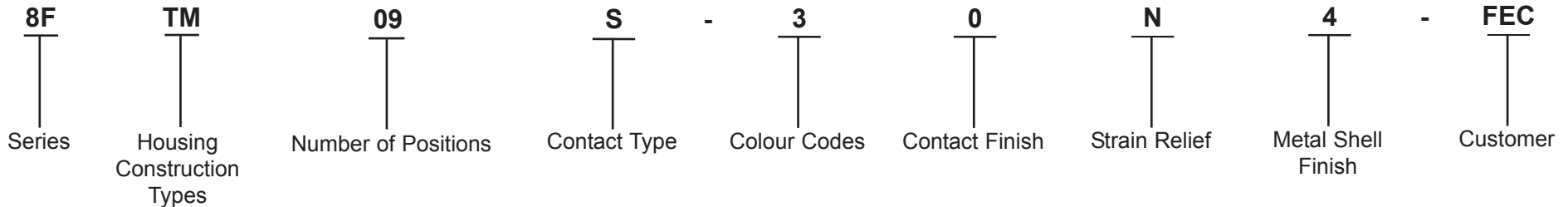
ECN #	REV	DESCRIPTION	DRAWN	DATE	CHECKD	DATE	APPRVD	DATE
-	A	RELEASED	Veena	21/03/09	Suresh	21/03/09	Farnell	04/04/09

Specification Table

Number of Positions	A ±0.13 (±0.005)	B ±0.25 (±0.010)	C ±0.13 (±0.005)	D ±0.13 (±0.005)	E ±0.25 (±0.010)	F ±0.25 (±0.010)	H ±0.25 (±0.010)	I ±0.13 (±0.005) Rear Mounting	I ±0.13 (±0.005) Front Mounting	Part Number
9	24.99 (0.984)	30.80 (1.212)	11.08 (0.436)	8.31 (0.327)	16.10 (0.634)	18.60 (0.732)	16.33 (0.643)	20.47 (0.806)	22.20 (0.874)	8FTM09S-30N4-FEC
15	33.32 (1.312)	39.10 (1.539)	19.39 (0.763)	16.62 (0.654)	24.00 (0.945)	26.60 (1.047)	24.66 (0.971)	28.80 (1.134)	30.53 (1.202)	8FTM15S-30N4-FEC
25	47.04 (1.852)	53.09 (2.090)	33.24 (1.309)	30.47 (1.200)	38.14 (1.502)	40.90 (1.610)	38.38 (1.511)	42.52 (1.874)	44.27 (1.743)	8FTM25S-30N4-FEC
37	63.50 (2.500)	69.40 (2.732)	49.86 (1.963)	47.09 (1.854)	54.60 (2.150)	57.10 (2.248)	54.84 (2.159)	59.08 (2.326)	60.73 (2.391)	8FTM37S-30N4-FEC

Dimensions : Millimetres (Inches)

Part Number Explanation:



- Series** : 8F = D-SUB IDC Connector.
- Housing Construction Types** : TM = With 4# - 40UNC Threaded Insert (All Plastic Type).
- Number of Positions** : 09 = 9, 15, 25 and 37 Positions.
- Contact Type** : S = Socket (Female).
- Colour Codes** : 3 = Black.
- Contact Finish** : 0 = Selective Gold Flash Over 30µ Inches Nickel.
- Strain Relief** : N = Without Strain Relief.
- Metal Shell Finish** : 4 = Tin Plated Shell (Without Grounding Indents).
- Customer** : FEC = Inland.

<http://www.farnell.com>
<http://www.newark.com>
<http://www.cpc.co.uk>

This data sheet and its contents (the "Information") belong to the Premier Farnell Group (the "Group") or are licensed to it. No licence is granted for the use of it other than for information purposes in connection with the products to which it relates. No licence of any intellectual property rights is granted. The Information is subject to change without notice and replaces all data sheets previously supplied. The Information supplied is believed to be accurate but the Group assumes no responsibility for its accuracy or completeness, any error in or omission from it or for any use made of it. Users of this data sheet should check for themselves the Information and the suitability of the products for their purpose and not make any assumptions based on information included or omitted. Liability for loss or damage resulting from any reliance on the Information or use of it (including liability resulting from negligence or where the Group was aware of the possibility of such loss or damage arising) is excluded. This will not operate to limit or restrict the Group's liability for death or personal injury resulting from its negligence. SPC MULTICOMP is the registered trademark of the Group. © Premier Farnell plc 2009.

TOLERANCES: UNLESS OTHERWISE SPECIFIED, DIMENSIONS ARE FOR REFERENCE PURPOSES ONLY.	DRAWN BY:	DATE:	DRAWING TITLE: Metal D Type IDC Connectors - Unthreaded			
	Veena	21/03/09				
	CHECKED BY:	DATE:	SIZE A	DWG NO. M10001973	ELECTRONIC FILE 50303_DWG	REV A
	Suresh	21/03/09				
	APPROVED BY:	DATE:	SCALE: NTS		U.O.M.: mm (Inches)	
Farnell	04/04/09					