



2-phase Stepping Motor

86mm cir. 103H822 □
(3.39inch cir.) 1.8°/step

Recommendable Driver
 Refer to the page 7,17,27 and 45.

Specifications

Unipolar winding

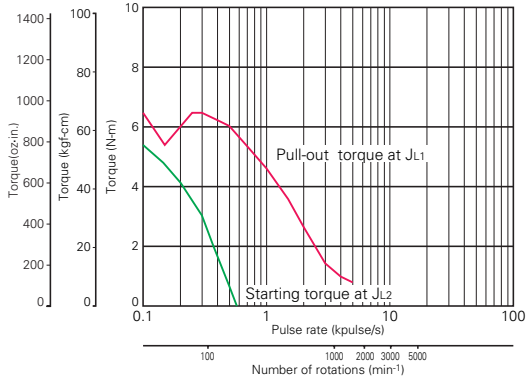
Model		Holding torque at 2-phase energization	Rated current	Resistance	Inductance	Rotor inertia	Mass(Weight)
Single shaft	Double shaft	N·m (oz·in) MIN.	A/phase	Ω/phase	mH/phase	$\times 10^{-4}$ kg·m ² (oz·in ²)	kg(lbs)
103H8221-0441	-0411	2.15(304.5)	2	2.5	7.2	1.45(7.93)	1.5(3.31)
103H8221-0941	-0911	2.15(304.5)	4	0.62	1.8	1.45(7.93)	1.5(3.31)
103H8222-0441	-0411	4.13(584.8)	2	4.0	15	2.9(15.86)	2.5(5.51)
103H8222-0941	-0911	4.13(584.8)	4	0.97	3.6	2.9(15.86)	2.5(5.51)
103H8223-0441	-0411	6.27(887.9)	2	5.6	24	4.4(24.06)	3.5(7.72)
103H8223-0941	-0911	6.27(887.9)	4	1.35	5.6	4.4(24.06)	3.5(7.72)

Bipolar winding

Model		Holding torque at 2-phase energization	Rated current	Resistance	Inductance	Rotor inertia	Mass(Weight)
Single shaft	Double shaft	N·m (oz·in) MIN.	A/phase	Ω/phase	mH/phase	$\times 10^{-4}$ kg·m ² (oz·in ²)	kg(lbs)
103H8221-5041	-5011	2.74(388.0)	2	2.3	14	1.45(7.93)	1.5(3.31)
103H8221-5141	-5111	2.74(388.0)	4	0.6	3.5	1.45(7.93)	1.5(3.31)
103H8221-5241	-5211	2.74(388.0)	6	0.3	1.65	1.45(7.93)	1.5(3.31)
103H8222-5041	-5011	5.09(720.8)	2	2.7	23	2.9(15.86)	2.5(5.51)
103H8222-5141	-5111	5.09(720.8)	4	0.7	5.7	2.9(15.86)	2.5(5.51)
103H8222-5241	-5211	5.09(720.8)	6	0.35	2.7	2.9(15.86)	2.5(5.51)
103H8223-5041	-5011	7.44(1053.6)	2	3.6	32.5	4.4(24.06)	3.5(7.72)
103H8223-5141	-5111	7.44(1053.6)	4	0.9	8.1	4.4(24.06)	3.5(7.72)
103H8223-5241	-5211	7.44(1053.6)	6	0.45	3.4	4.4(24.06)	3.5(7.72)

Pulse Rate - Torque Characteristics

103H8223-5041



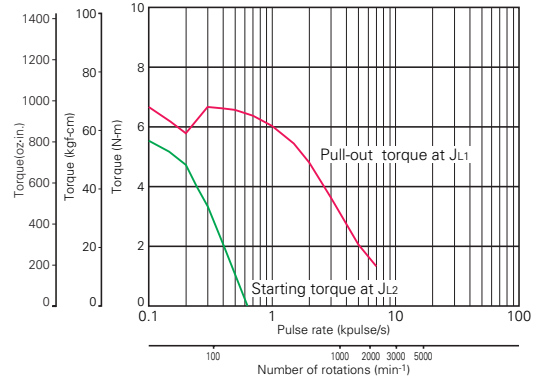
Sanyo constant current circuit

Source voltage: AC100V Operating current: 2A/phase, 2-phase energization (full-step)

$J_{L1}=[15.3 \times 10^{-4} \text{kg}\cdot\text{m}^2 (83.65 \text{oz}\cdot\text{in}^2)]$ Use the rubber coupling]

$J_{L2}=[15.3 \times 10^{-4} \text{kg}\cdot\text{m}^2 (83.65 \text{oz}\cdot\text{in}^2)]$ Use the direct coupling]

103H8223-5141



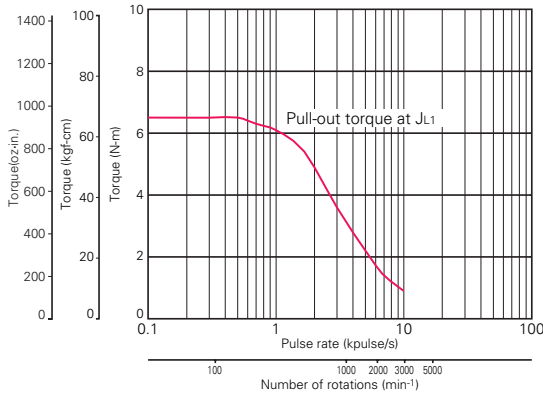
Sanyo constant current circuit

Source voltage: AC100V Operating current: 4A/phase, 2-phase energization (full-step)

$J_{L1}=[15.3 \times 10^{-4} \text{kg}\cdot\text{m}^2 (83.65 \text{oz}\cdot\text{in}^2)]$ Use the rubber coupling]

$J_{L2}=[15.3 \times 10^{-4} \text{kg}\cdot\text{m}^2 (83.65 \text{oz}\cdot\text{in}^2)]$ Use the direct coupling]

103H8223-5241



Sanyo constant current circuit

Source voltage: AC100V Operating current: 6A/phase, 2-phase energization (full-step)

$J_{L1}=[15.3 \times 10^{-4} \text{kg}\cdot\text{m}^2 (83.65 \text{oz}\cdot\text{in}^2)]$ Use the rubber coupling]