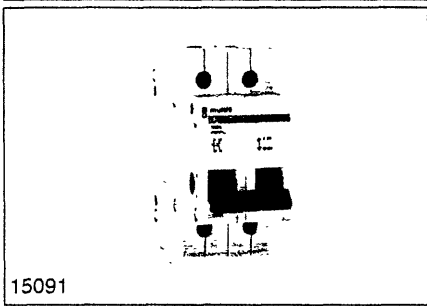


switch disconnectors I
bell transformer
bell SO/buzzer RO
hours counter CH



15091

switch disconnectors

Application

For use as switch disconnectors in all types of circuit as defined in the 16th Edition of the IEE Wiring Regulations

Technical data

- current rating: 32A, 63A and 100A.


- specifications: BS 5419: 1977, category of duty AC22, IEC 947-3
 - positive contact indication: in accordance with the 16th Edition of the IEE Wiring Regulations (537-02, 537-03)
 - number of operating cycles (O-C): on load at pf 0.6
32A: 30,000, 63A: 20,000, 100A: 10,000
 - cable capacity: tunnel terminals
32A: 10mm²; 63A, 100A: 50mm².
 - dimensions: see page 124
- Installation**
- on symmetrical DIN rail
 - in all enclosures designed for DIN-standard equipment
 - DC - 24-110V DC
 - not suitable for use with comb busbar
 - padlock attachment part n°. 20719

type	width in 9mm modules	voltage (V) AC	rating (A)	part n°.
1P	2	240	32	15009
	2		63	15013
	2		100	15090
2P	2	240/415	32	15010*
	2		63	15014*
	4		100	15091
3P	4	415	32	15011*
	6		63	15015*
	6		100	15092
4P	4	415	32	15012*
	4		63	15016*
	8		100	15093
auxiliary switch				
	2	240	6	15096
		415	3	

sealable terminal shields

pair per pole	15094
---------------	-------

* not suitable



15217

bell transformer

Application

- provides extra low voltage, up to 12V
- safe electrical separation between primary and secondary circuits

Technical data

- specification: BS 3535 Pt1, EN 60742
 - primary voltage: (double insulated) 220/240V
 - cable capacity: up to 4mm²
 - overall dimensions: see page 124
- Installation**
- on symmetrical DIN rail
 - in all enclosures designed for DIN-standard equipment.
 - double insulated.

enclosure with low (mains) voltage equipment, 240V cable should be used on the secondary side of the transformer, or extra low voltage cable should be sheathed within the enclosure.

width in 9mm modules	power (VA)	secondary voltage (V)	part n°.
4	4	12	15213
4	8	8	15216
4	8	12	15217

Note: the transformers have a higher no load voltage. The voltages as indicated above correspond to the voltages on rated load.

- 16th Edition IEE Wiring Regulations 411 - 02-06(i)
- When a bell transformer is installed in an

safety transformer

Application

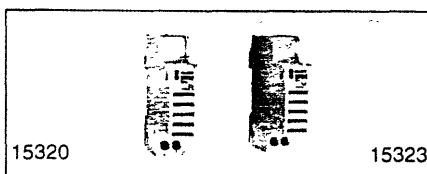
- provides extra low voltage, up to 24V
- safe electrical separation between primary and secondary circuits
- double insulation according to NF C 15-100

Technical data

- primary voltage: 230/250V 50/60Hz
- compliance with standards: NF EN 60742
- approval: NF USE NEMKO SEMKO
- connection: cables up to 4 mm²
- installation: In all enclosures designed for Multi 9 equipment.
- dimensions: see page 124

safety transformer

width in 9mm modules	power (VA)	secondary voltage (V)	part n°.
10	16	12/24	15218
10	25	12/24	15219
10	40	12/24	15220
10	63	12/24	15222



15320

15323

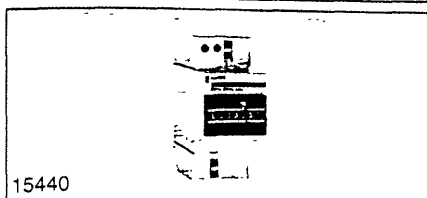
SO bell/RO buzzer

Application

Audible signalling
NB. Not rated for continuous duty.

- Rated for intermittent use only, for up to 10 minutes at a time.
Use in domestic and commercial installations.
- cable capacity: tunnel terminals for cables up to 4mm².
 - overall dimensions: see page 124
- Installation**
- on symmetrical DIN rail
 - in all enclosures designed for DIN-standard equipment.

type	width in 9mm modules	voltage (V)	dB	part n°.
bell	2	240	70	15320
		12	70	15321
buzzer	2	240	70	15322
		12	70	15323



15440

CH hours counter

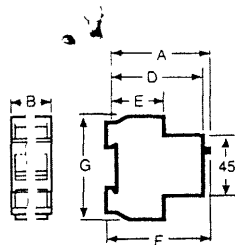
Application

- To measure the total operating time of any circuit/load
- maximum count: 99999.9 hours
 - cable capacity: 2.5mm²
 - dimensions: see page 125

Installation

- on symmetrical DIN rail
 - in all enclosures designed for DIN-standard equipment.
- | width in 9mm modules | voltage (V) | frequency (Hz) | part n°. |
|----------------------|-------------|----------------|----------|
| 4 | 250 | 50/60 | 15440 |

dimensions



circuit breakers and control devices

Part no.	description	width in 9mm modules	A	B 1P	B 2P	B 3P	B 4P	D	E	F	G
15009	switch disconnecter I	2	68	18				60	40	75	82
15010	switch disconnecter I	2	68		18			60	40	75	82
15011	switch disconnecter I	4	68			35		60	40	75	82
15012	switch disconnecter I	4	68				35	60	40	75	82
15013	switch disconnecter I	2	68	18				60	40	75	82
15014	switch disconnecter I	4	68		35			60	40	75	82
15015	switch disconnecter I	6	68			53		60	40	75	82
15016	switch disconnecter I	8	68				70	60	40	75	82
15090	switch disconnecter I	2	68	18				60	40	75	82
15091	switch disconnecter I	4	68		35			60	40	75	82
15092	switch disconnecter I	6	68			53		60	40	75	82
15093	switch disconnecter I	8	68				70	60	40	75	82
15096	auxiliary switch	2	68	18				60	40	75	82
15102	changeover switch CM	2	68	18				57	37	75	90
15103	changeover switch CM	2	68	18				57	37	75	90
15104	push buttons BP	2	65	18				57	37	75	90
15105	push buttons BP	2	65	18				57	37	75	90
15106	signal lamps V	2	65	18				57	37	75	90
15107	signal lamps V	2	65	18				57	37	75	90
15108	signal lamps V	2	65	18				57	37	75	90
15109	signal lamps V	2	65	18				57	37	75	90
15122	changeover switch CME	7	72	61				58	46	76	52
15125	voltmeter selector switch CMV	7	82	62				68	52	86	55
15126	ammeter selector switch CMA	7	82	62				68	52	86	55
15129	changeover switch CM	4	68		35			57	37	75	90
15130	changeover switch CM	4	68		35			57	37	75	90
15131	changeover switch (ind + inc) CM	2	68	18				57	37	75	90
15138	push button BP	2	65	18				57	37	75	90
15213	bell transformer 4VA	4	70	35				70	38	74	80
15216	bell transformer 8VA	4	70	35				70	38	74	80
15217	bell transformer 8VA	4	70	35				70	38	74	80
15218	safety transformer	10									
15219	safety transformer	10									
15220	safety transformer	10									
15222	safety transformer	10									
15286	light sensitive switch IC2000P	10	60	90				60	44	65	81
15320	bell SO	2	57	18				57	38	63	82
15321	bell SO	2	57	18				57	38	63	82
15322	buzzer RO	2	57	18				57	38	63	82
15323	buzzer RO	2	57	18				57	38	63	82
15338	time switch IH	8	60	70				60	37	66	90
15342	time switch IHP	7	59	63				59	44	65	81
15343	time switch IHP	7	59	63				59	44	65	81
15350	time switch IHP	10	59	90				59	44	65	81
15351	time switch IHP	10	59	90				59	44	65	81
15353	time switch IHP	5	60	45				65	44	65	81
15354	time switch IHP	5	60	45				65	44	65	81
15363	timer MN	2	65	18				61	37	70	87
15365	time switch IH	8	60	70				60	37	66	90
15366	time switch IH	8	60	70				60	37	66	90
15367	time switch IH	8	60	70				60	37	70	90
15368	light sensitive switch IC2000	7	60	63				65	44	65	81
15409	impulse relay auxiliary	2	64	18				64	44	69	81
15410	impulse relay auxiliary	2	64	18				64	44	69	81
15411	impulse relay auxiliary	2	64	18				64	44	69	81
15412	impulse relay auxiliary	2	64	18				64	44	69	81
15413	impulse relay auxiliary	4	64	36				64	44	69	81