

Pendant stations

For control and direct switching power circuits

Accessories




TECHNO-CONTROL EQUIPMENT

CONTACT BLOCKS




1 NC PLO04001
1 NO PLO04002

MULTI-SPEED CONTACT BLOCKS



2-SPEED PLO04010
1NO+1NO PROGRESSIVE

LAMP HOLDERS




BA9s PLO04007

LENS CAP




■ 1 ■ 2 PLO0800
■ 3 ■ 4 □ 5

KEY SWITCH



0-1 PLO06001
1-0-2 PLO06002

ROTARY SWITCH



0-1 PLO07001
1-0-2 PLO07002

MUSHROOM OPERATOR Ø 30 TURN TO RELEASE EN418



WITH VISION PLO13001
STANDARD PLO13002

MUSHROOM OPERATOR Ø 40 EN418




PLO13003

PUSH BUTTONS

| COLOUR | REF. NO. |
|--------|----------|
| ■ | PLO05034 |
| □ | PLO05035 |
| ■ | PLO05036 |
| ■ | PLO05037 |
| ■ | PLO05038 |

With engraving PLO050...*

* See page 123

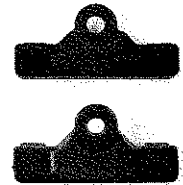


COUPLING PLATE



2 HOLES PLO03001
3 HOLES PLO03002

INTERLOCK



TOP PLO11001
BOTTOM PLO11002

CABLE CLAMP LEVER



PLO12001

VERSIONS

P02 - PTRM
For 7...14 Ø cable

P03 - PL05
For 7...18 Ø cable

PL07...PL12
PLB04-PLB06
For 9...21 Ø cable

PLB08-PLB14
For 12...24 Ø cable

CABLE SLEEVE

REFERENCE NO.

12906011

12906006

12906004

12906005

