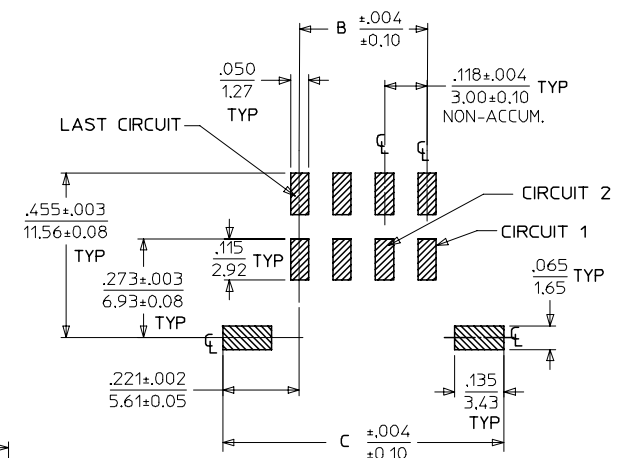
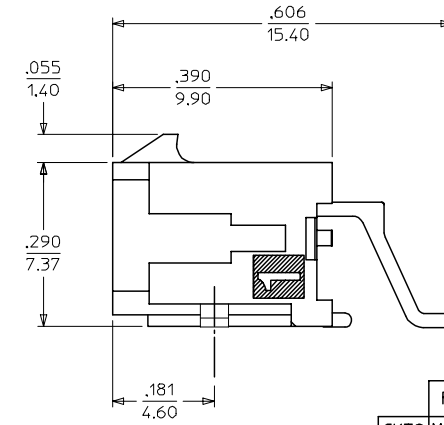
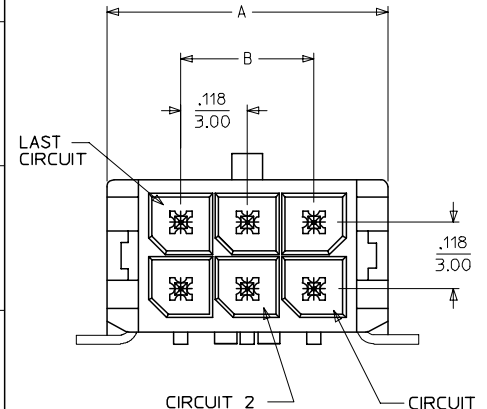
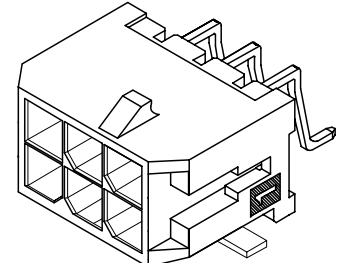
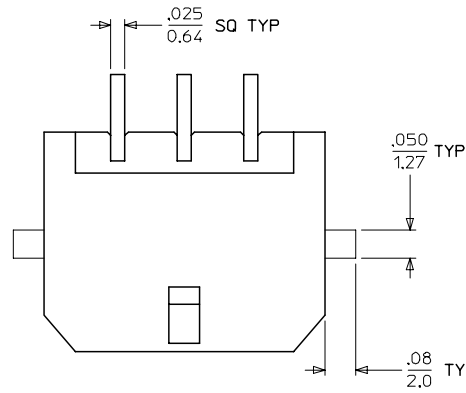
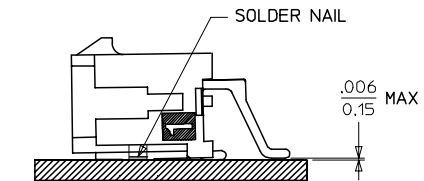


13 12 11 10 9 8 7 6 5 4 3 2 43045



PCB LAYOUT: COMPONENT SIDE

CKTS	43045		
	A	B	C
02	.262 6.65	NA	.441 11.20
04	.380 9.65	.118 3.00	.559 14.20
06	.498 12.65	.236 6.00	.677 17.20
08	.616 15.65	.354 9.00	.795 20.20
10	.734 18.65	.472 12.00	.913 23.20
12	.852 21.65	.591 15.00	1.031 26.20
14	.970 24.65	.709 18.00	1.150 29.20
16	1.088 27.65	.827 21.00	1.268 32.20
18	1.206 30.65	.945 24.00	1.386 35.20
20	1.325 33.65	1.063 27.00	1.504 38.20
22	1.443 36.65	1.181 30.00	1.622 41.20
24	1.561 39.65	1.299 33.00	1.740 44.20



COPLANARITY DETAIL
(SEE NOTE #6)

NOTES:

- HOUSING MATERIAL: GLASS FILLED LIQUID CRYSTAL POLYMER, UL94V-0, COLOR: BLACK
TERMINAL MATERIAL: BRASS ALLOY
- FINISH:
A = .000100/(0.00254) MIN. TIN OVER
.000050/(0.00127) MIN. NICKEL PLATE.
B = .000015/(0.00038) MIN. GOLD IN SELECTIVE AREA;
.000100/(0.00254) MIN. TIN ON SOLDER TAILS;
BOTH OVER .000050/(0.00127) MIN. NICKEL PLATE.
C = .000030/(0.00076) MIN. GOLD IN SELECTIVE AREA;
.000100/(0.00254) MIN. TIN ON SOLDER TAILS;
BOTH OVER .000050/(0.00127) MIN. NICKEL PLATE.
* THE PRIMARY SHIPPING CARTON WILL BE LABELED "COMPLIANT TO RoHS DIRECTIVE 2002/95/EC AND ELV ANNEX II OF DIRECTIVE 2000/53/EC." CARTONS WITHOUT THIS LABEL MAY CONTAIN PRODUCT WITH TIN/LEAD IN THE PC TAIL AREA.
- PRODUCT SPECIFICATION: PS-43045
- MATES WITH MOLEX RECEPTACLE SERIES 43025
- TAPE AND REEL PACK: SEE MOLEX DRAWING PK-70873-05**
- THE COPLANARITY DIMENSION IS ESTABLISHED BY PLACING THE ASSEMBLY ON A FLAT SURFACE. THE DISTANCE FROM THAT SURFACE TO THE BOTTOM OF ANY TERMINAL OR NAIL MUST NOT EXCEED .006/0.15

CKTS	FINISH A	FINISH B	FINISH C
	MATERIAL NO:	MATERIAL NO:	MATERIAL NO:
02	43045-0209	43045-0210	43045-0211
04	43045-0409	43045-0410	43045-0411
06	43045-0609	43045-0610	43045-0611
08	43045-0809	43045-0810	43045-0811
10	43045-1009	43045-1010	43045-1011
12	43045-1209	43045-1210	43045-1211
14	43045-1409	43045-1410	43045-1411
16	43045-1609	43045-1610	43045-1611
18	43045-1809	43045-1810	43045-1811
20	43045-2009	43045-2010	43045-2011
22	43045-2209	43045-2210	43045-2211
24	43045-2409	43045-2410	43045-2411

LEAD FREE EC NO: UCP2004-1223 DRWN: JCERNY 2004/03/12 CHKD: 2004/03/31 APPR: FSMITH 2004/04/05	QUALITY SYMBOLS ▽ = 0 ▽ = 0	GENERAL TOLERANCES (UNLESS SPECIFIED) mm INCH		SCALE --- DIMENSION STYLE	DESIGN UNITS METRIC	THIRD ANGLE PROJECTION	REVISE ON CAD ONLY	
		4 PLACES ± --- ± --- 3 PLACES ± --- ± .010 2 PLACES ± 0.25 ± .014 1 PLACE ± 0.36 ± ---		IN/MM		TITLE MICRO FIT (3.0) DUAL ROW RIGHT ANGLE SMT HEADER W/NAILS ASSY		
		ANGULAR ±1/2°		DRAFT WHERE APPLICABLE MUST REMAIN WITHIN DIMENSIONS		MOLEX MOLEX INCORPORATED		
		APPROVED BY EDGLEY 2000/03/15		DATE 2000/03/15		MATERIAL NO. SEE CHART		DOCUMENT NO. SD-43045-004

12 11 10 9 8 7 6 5 4 3 2 1