

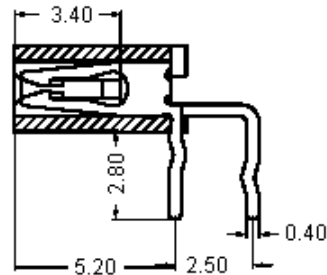
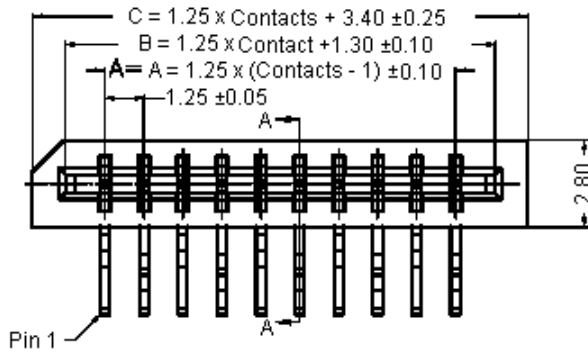


PART NO.

1227R - Series

REVISIONS

| ECN # | REV | DESCRIPTION | DRAWN | DATE | CHECKD | DATE | APPRVD | DATE |
|-------|-----|-------------|-------|----------|--------|----------|---------|----------|
| - | A | RELEASED | Veena | 18/11/08 | Suresh | 18/11/08 | Farnell | 02/12/08 |



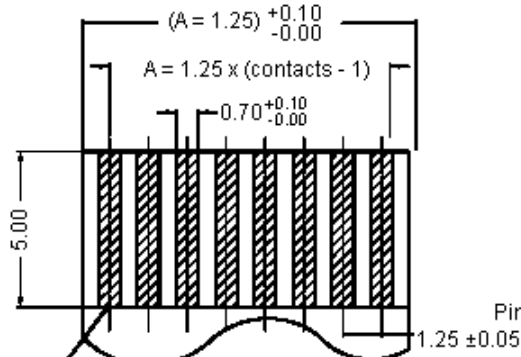
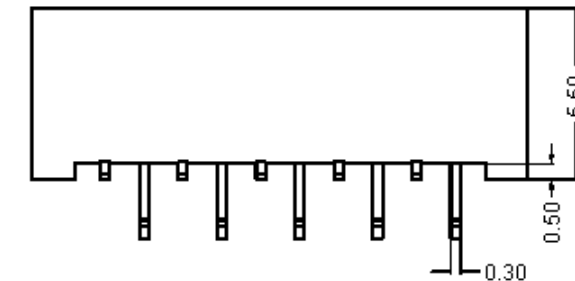
Section : A - A

Specifications:

| | |
|---------------------------------|------------------------------|
| Current rating | : 1.0 amperes. |
| Voltage rating | : 200V ac/dc. |
| Maximum contact resistance | : 20mΩ. |
| Minimum insulation resistance | : 500MΩ. |
| Dielectric withstanding voltage | : 500V rms (for one minute). |
| Operating temperature range | : -25°C to +85°C. |

Material:

| | |
|---------|-----------------|
| Contact | : Copper alloy. |
| Plastic | : Thermoplastic |
| Plating | : Tin. |



Thickness : 0.3 ± 0.05mm
FPC Dimension
(Reference)

Dimensions : Millimetres

This data sheet and its contents (the "Information") belong to the Premier Farnell Group (the "Group") or are licensed to it. No licence is granted for the use of it other than for information purposes in connection with the products to which it relates. No licence of any intellectual property rights is granted. The Information is subject to change without notice and replaces all data sheets previously supplied. The Information supplied is believed to be accurate but the Group assumes no responsibility for its accuracy or completeness, any error in or omission from it or for any use made of it. Users of this data sheet should check for themselves the Information and the suitability of the products for their purpose and not make any assumptions based on information included or omitted. Liability for loss or damage resulting from any reliance on the Information or use of it (including liability resulting from negligence or where the Group was aware of the possibility of such loss or damage arising) is excluded. This will not operate to limit or restrict the Group's liability for death or personal injury resulting from its negligence. SPC MULTICOMP is the registered trademark of the Group. © Premier Farnell plc 2008.

TOLERANCES:
UNLESS OTHERWISE SPECIFIED, DIMENSIONS ARE FOR REFERENCE PURPOSES ONLY.

| | |
|--------------|----------|
| DRAWN BY: | DATE: |
| Veena | 18/11/08 |
| CHECKED BY: | DATE: |
| Suresh | 18/11/08 |
| APPROVED BY: | DATE: |
| Farnell | 02/12/08 |

DRAWING TITLE:
1.25mm FPC Connector - Right Angle, A Type

| | | | |
|------------|----------------------|------------------------------------|----------|
| SIZE A | DWG NO. M10001818 | ELECTRONIC FILE 1661277-TDS_DWG | REV A |
| SCALE: NTS | U.O.M.: mm | SHEET: 1 OF 2 | |



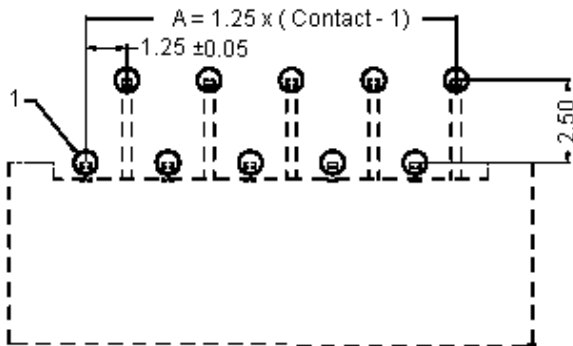
PART NO.

1227R - Series

REVISIONS

| ECN # | REV | DESCRIPTION | DRAWN | DATE | CHECKD | DATE | APPRVD | DATE |
|-------|-----|-------------|-------|----------|--------|----------|---------|----------|
| - | A | RELEASED | Veena | 18/11/08 | Suresh | 18/11/08 | Farnell | 02/12/08 |

PCB Layout



Dimensions : Millimetres

Specification Table

| Number of Positions | A | B | C | Part Number |
|---------------------|-------|-------|-------|-------------|
| 4 | 3.75 | 6.30 | 8.40 | 1227R-04A |
| 6 | 6.25 | 8.80 | 10.90 | 1227R-06A |
| 8 | 8.75 | 11.30 | 13.40 | 1227R-08A |
| 10 | 11.25 | 13.80 | 15.90 | 1227R-10A |
| 14 | 16.25 | 18.80 | 20.90 | 1227R-14A |

Dimensions : Millimetres

Part Number Explanation:

1227

R

-

04

A

Right Angle

Number of Contacts

Type

<http://www.farnell.com>

<http://www.newark.com>

<http://www.cpc.co.uk>

This data sheet and its contents (the "Information") belong to the Premier Farnell Group (the "Group") or are licensed to it. No licence is granted for the use of it other than for information purposes in connection with the products to which it relates. No licence of any intellectual property rights is granted. The Information is subject to change without notice and replaces all data sheets previously supplied. The Information supplied is believed to be accurate but the Group assumes no responsibility for its accuracy or completeness, any error in or omission from it or for any use made of it. Users of this data sheet should check for themselves the information and the suitability of the products for their purpose and not make any assumptions based on information included or omitted. Liability for loss or damage resulting from any reliance on the Information or use of it (including liability resulting from negligence or where the Group was aware of the possibility of such loss or damage arising) is excluded. This will not operate to limit or restrict the Group's liability for death or personal injury resulting from its negligence. SPC MULTICOMP is the registered trademark of the Group. © Premier Farnell plc 2008.

TOLERANCES:
UNLESS OTHERWISE SPECIFIED, DIMENSIONS ARE FOR REFERENCE PURPOSES ONLY.

| | |
|--------------|----------|
| DRAWN BY: | DATE: |
| Veena | 18/11/08 |
| CHECKED BY: | DATE: |
| Suresh | 18/11/08 |
| APPROVED BY: | DATE: |
| Farnell | 02/12/08 |

| | | | |
|--|-----------|-----------------|---------------|
| DRAWING TITLE: | | | |
| 1.25mm FPC Connector - Right Angle, A Type | | | |
| SIZE | DWG NO. | ELECTRONIC FILE | REV |
| A | M10001818 | 1661277-TDS_DWG | A |
| SCALE: NTS | | U.O.M.: mm | SHEET: 2 OF 2 |