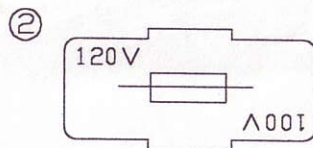
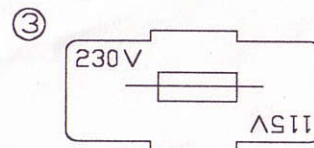


CL 19262

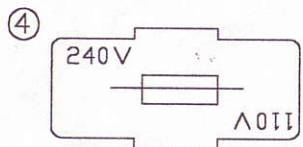
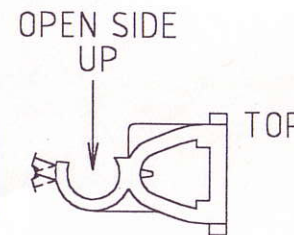
TOP
↑



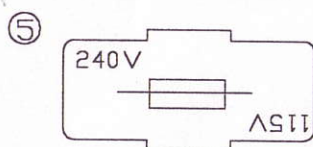
CL 19273



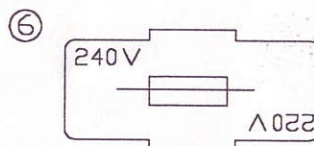
CL 19274



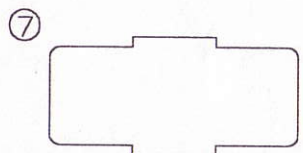
CL 19275



CL 192751

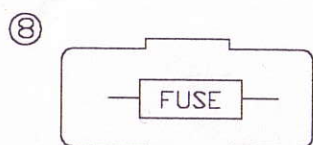


CL 19276




CL 192761

NO
LEGEND



CL 19277
(SPECIAL TYPE 'X')

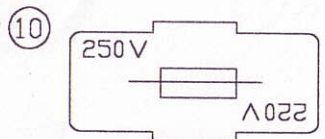
* MOULDED
LEGEND



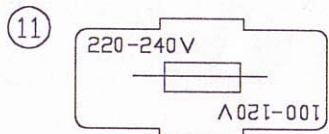
CL 19278

FOR
CSA
ONLY


CONVENTION
AS DRAWN.
TOPMOST VOLTAGE IS CONNECTED
TO TERMINAL 3. OPEN SIDE UP.
WHEN REVERSED CONNECTION IS
TO TERMINAL 2 (EXCEPT ON
TYPE 'X').



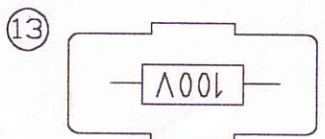
CL 192763



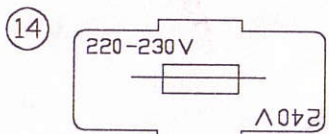
CL 192731




CL 192723



CL 192724



CL 192768



NOTE : RETAINING PIN CAN POINT UP OR DOWN DEPENDING ON CAVITY No.

ISS.	AMEND	DATE
1	1st DRAWN	7/12/89
2	ADD No. 10	25/10/90
3	LEG REMOVED	9/5/91
4	ADD No. 11	15/7/91
5	PROFILE ADDED	7/10/97
6	CL192723/4 ADD	24/4/98
7	ADD No. 14	27/8/04

Tolerance	
NO DEC. PLACE ±	
1 DEC. PLACE ±	
2 DEC. PLACE ±	
DIA. HOLES ±	
ANGLES ± 1/2°	
UNLESS OTHERWISE STATED	
WHERE USED F.R.	
SCALE N.T.S.	

DIMENSIONS IN MILLIMETERS UNLESS OTHERWISE STATED. WORK TO DIMENSIONS. DO NOT SCALE DRAWING. 3rd ANGLE PROJECTION. REMOVE BURRS. IF IN DOUBT ASK.

Cliff Electronic Components Limited
76 Holmethorpe Ave., Holmethorpe Ind. Estate,
Redhill, Surrey. RH1 2PF. England.
Tel: 01737-771375 Fax: 01737-766012

MATERIAL A28GM - MATT BLACK
FINISH WHITE PRINT OR MOULDED IN
DRAWN C.A.M.J. APPD. RWT

TITLE FUSEHOLDERS FOR MS3 / MS3-DPS

DRWG. No. CL 19262

FORM: A4DRWGH