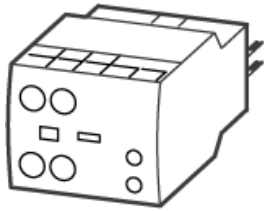


Type: **DILM32-XTEY20(RA24)**

Article No.: **101446**

Sales text **Timer module,1-30s,star-delta**

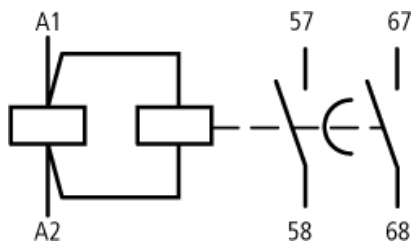


Cannot be combined with front mounting auxiliary contact modules, inclusive suppressors

Ordering information

Description			24 V AC/DC
For use with			DILM7 – DILM32 DILMP20 DILA

Contact sequence



Notes concerning the product group

Changeover time 1...30 s

Changeover interval 50 ms

Circuit examples → Engineering wiring star-delta combinations with DILM32-XTEY20

General

Standards			DIN EN 61812, IEC/EN 60947, VDE 0660, UL, CSA
Lifespan, mechanical			
AC operated	Operations	$\times 10^6$	3
DC operated	Operations	$\times 10^6$	3
Ambient temperature			
Storage		° C	... 40...+80

Open		° C	-25...60
Enclosed		° C	-25...40
Mounting position			As required, not suspended
Mechanical shock resistance (IEC/EN 60068-2-27)			
Half-sinusoidal shock, 10 ms			
N/O contact		g	6
N/C contact		g	6
Protection type			IP 20
Protection against direct contact when actuated from front (IEC 536)			Finger and back-of-hand proof
Weight		kg	0,08
Terminal capacities			
Solid		mm ²	1 × (0.75 – 2.5) 2 × (0.75 – 1.5)
Flexible with ferrule		mm ²	1 × (0.75 – 1.5) 2 × (0.75 – 1.5)
Solid or stranded		AWG	18 – 14
Pozidriv screwdriver		Size	2
Standard screwdriver		mm	0.8 × 5.5 1 × 6
Max. tightening torque		Nm	1,2

Contacts

Rated impulse withstand voltage	U_{imp}	V AC	6000
Overvoltage category/pollution degree			III/3
Rated insulation voltage	U_i	V AC	600
Rated operational voltage	U_e	V	400 AC
Safe isolation to VDE 0106 Part 101 and Part 101/A1			
between coil and auxiliary contacts		V AC	250
between the auxiliary contacts		V AC	250
Conventional thermal current	I_{th}	A	6
Short-circuit rating without welding			
Short-circuit protection maximum fuse			
500 V		A gG/gL	6

Magnet systems

Voltage tolerance			
Pick-up voltage			
AC operated			

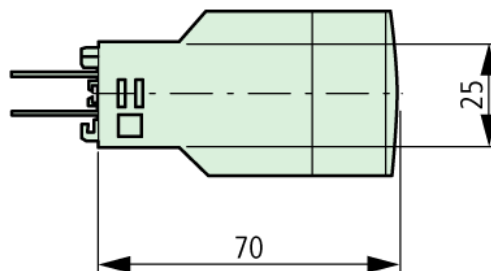
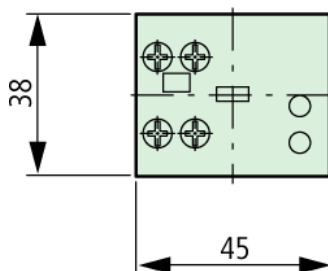
	Pick-up	$\times U_c$	0,85 – 1,1
DC operated			
	Pick-up	$\times U_c$	0,7 – 1,2
Power consumption			
60 ° C	Sealing	VA	2
AC operated	Sealing	W	1,8
Duty factor		% DF	100
Maximum operating frequency			
Max. operating frequency		Ops/h	3600
Can be combined with auxiliary contact		Ops./h	360
Conventional thermal current $I_{th} = I_e$ AC-1			
On-delayed		ms	< 50
Off-delayed		ms	< 200
AC operated 50 Hz	Deviation	%	< 5
Recovery time (after 100% time delay) contact changeover time		ms	70
DILM32-XTEE11/DILM32-XTED11	t_u	ms	10
DILM32-XTEY20	t_u	ms	50

Notes

Notes

For rated operational current: Making and breaking conditions to DC-13, L/R constant as stated
 Max. fuses for short-circuit protection: Transparent overlay "Fuses" for time/current characteristics (please enquire)
 For pick-up voltage, DC operated: Pure DC, AC bridge rectifier or smoothed double-wave rectification.

Dimensions



Moeller GmbH, Hein-Moeller-Str. 7-11, D-53115 Bonn
E-Mail: catalog@moeller.net, Internet: www.moeller.net, <http://catalog.moeller.net>
Copyright 2006 by Moeller GmbH. HPL-C2007G V2.1