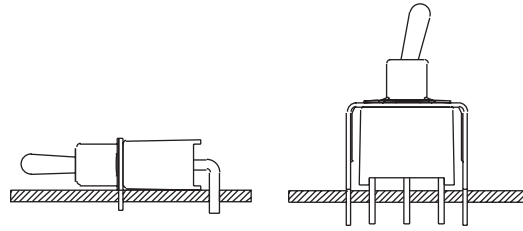


SERIES 34B Sealed Miniature Toggle Switches


FEATURES

- Save Space and Weight
- SPDT, DPDT, and 3PDT Circuitry
- Choice of Actuators, Bushings and Terminations
- Sealed per IP67

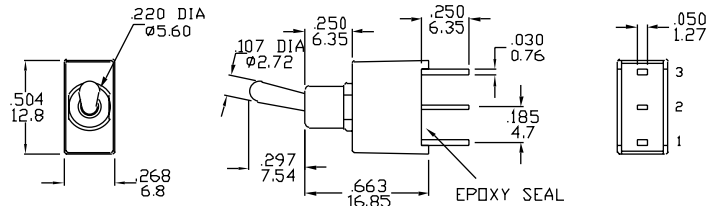


MODELS In inches (and millimeters)

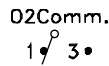
SPDT



Model No.	Switching Position		
WSP1	ON	NONE	ON
WSP2	ON	NONE	(ON)
WSP3	ON	OFF	ON
WSP4	(ON)	OFF	(ON)
WSP5	ON	OFF	(ON)
Term. Comm.	2-3	OPEN	2-1



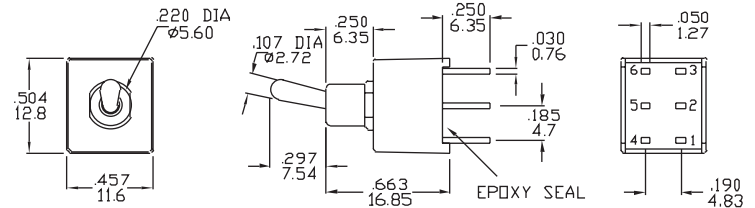
Schematic () = Momentary



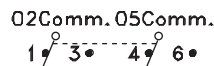
DPDT



Model No.	Switching Position		
WDP1	ON	NONE	ON
WDP2	ON	NONE	(ON)
WDP3	ON	OFF	ON
WDP4	(ON)	OFF	(ON)
WDP5	ON	OFF	(ON)
Term. Comm.	2-3, 5-6	OPEN	2-1, 5-4



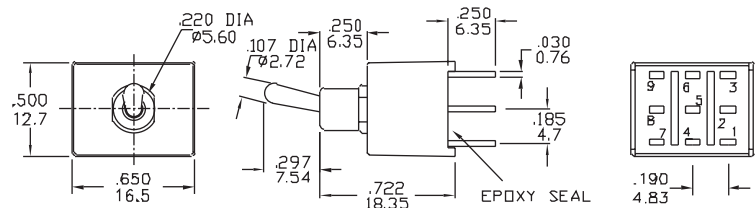
Schematic () = Momentary



3PDT



Model No.	Switching Position		
W3P1	ON	NONE	ON
W3P2	ON	NONE	(ON)
W3P3	ON	OFF	ON
W3P4	(ON)	OFF	(ON)
W3P5	ON	OFF	(ON)
Term. Comm.	2-3, 5-6	OPEN	2-1, 5-4



Schematic



ACTUATOR OPTIONS In inches (and millimeters)

<p>1</p> <p>Subtract 2.55 for Bushing Option B1</p>	<p>2</p> <p>Subtract 2.55 for Bushing Option B1</p>
--	--

BUSHING OPTIONS In inches (and millimeters)

<p>B1</p>	<p>B4</p>
------------------	------------------

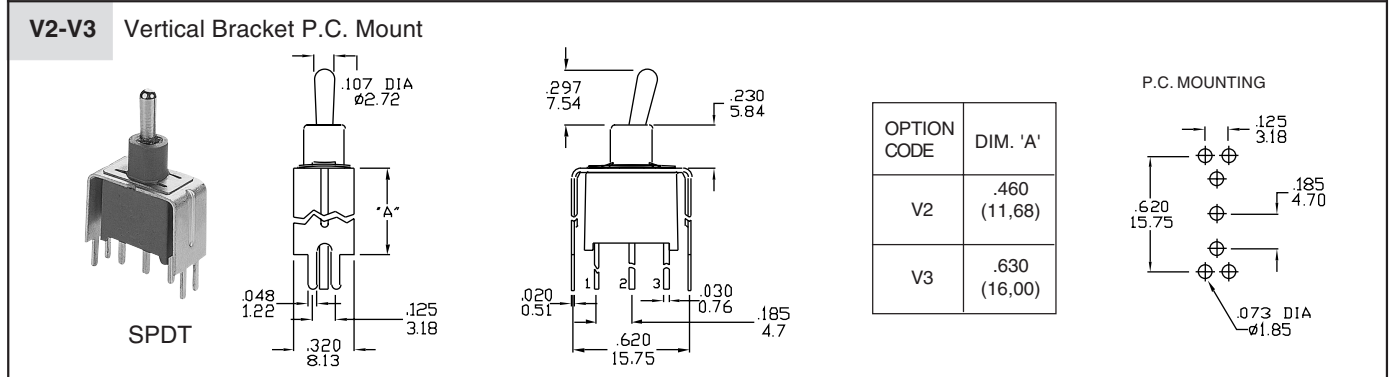
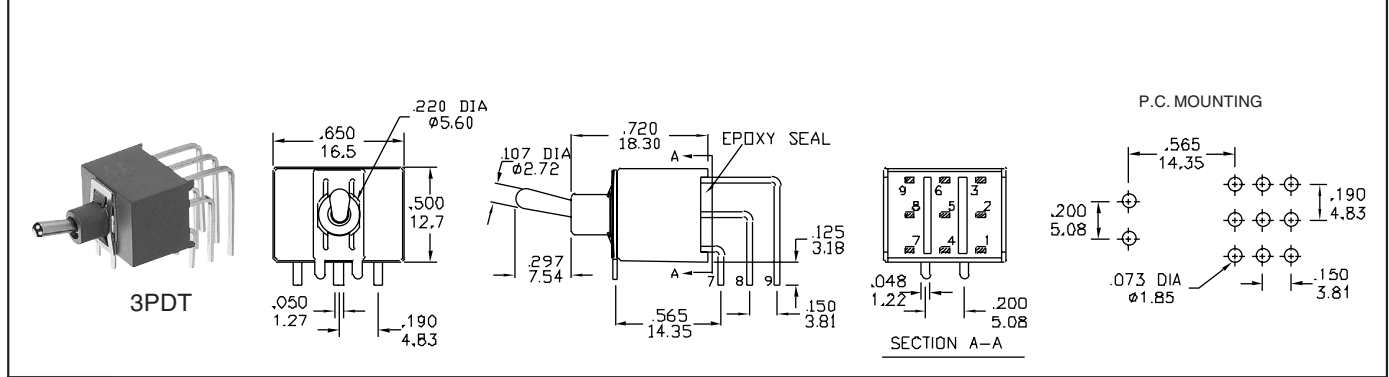
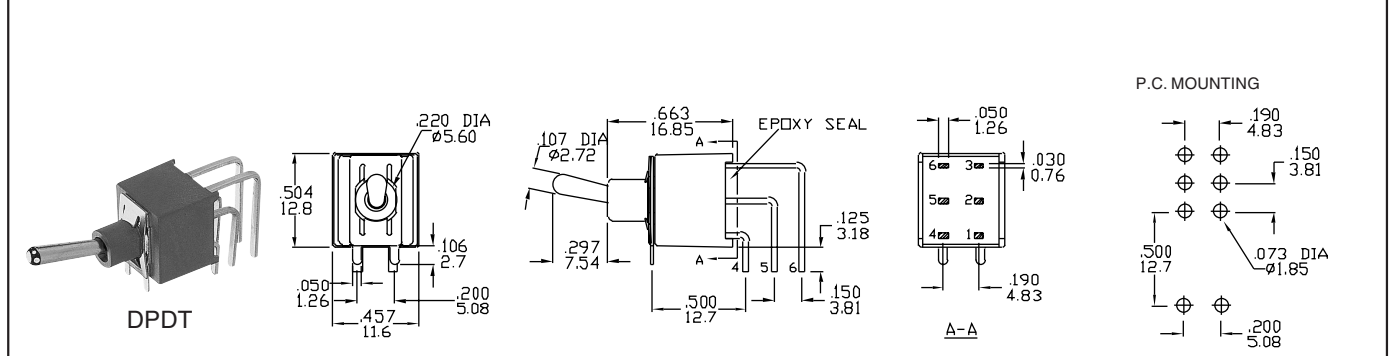
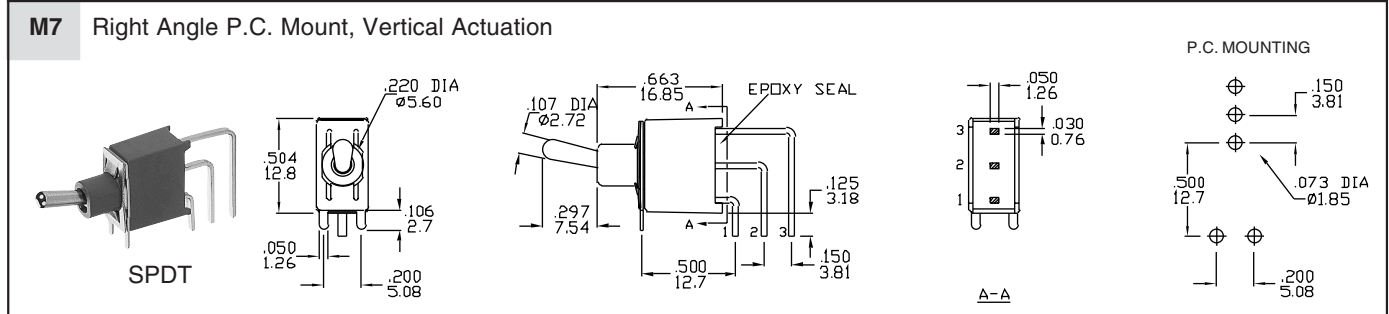
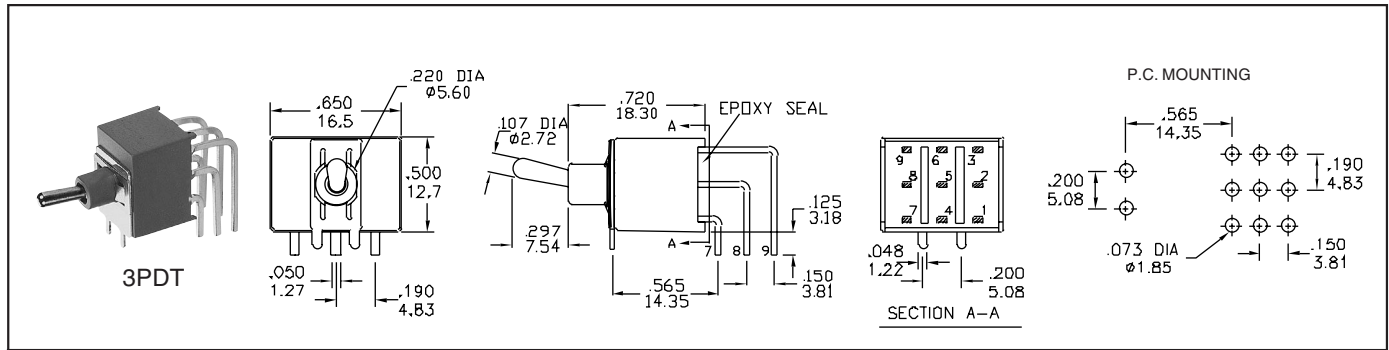
TERMINATION OPTIONS In inches (and millimeters)

<p>M1 Solder Lug</p> <p>THK .030 (0.76)</p>	<p>M2 P.C. Mount</p> <p>THK .030 (0.76)</p>
--	--

M6 Right Angle P.C. Mount, Horizontal Actuation

<p>SPDT</p>				<p>P.C. MOUNTING</p>
<p>DPDT</p>				<p>P.C. MOUNTING</p>

TERMINATION OPTIONS In inches (and millimeters)



Toggle Switches

TERMINATION OPTIONS In inches (and millimeters)

DPDT

Dimensions: .107 DIA ϕ 2.72, .297 7.54, .230 5.84, .048 1.22, .320 8.13, .125 3.18, .020 0.51, .030 0.76, .185 4.7, .620 15.75

OPTION CODE	DIM. 'A'
V2	.460 (11,68)
V3	.630 (16,00)

P.C. MOUNTING

Dimensions: .125 3.18, .185 4.70, .620 15.75, .190 4.83, .073 DIA ϕ 1.85

3PDT

Dimensions: .107 DIA ϕ 2.72, .297 7.54, .230 5.84, .048 1.22, .320 8.13, .125 3.18, .020 0.51, .030 0.76, .185 4.7, .620 15.75

OPTION CODE	DIM. 'A'
V2	.460 (11,68)
V3	.630 (16,00)

P.C. MOUNTING

Dimensions: .185 4.70, .620 15.75, .190 4.83, .073 DIA ϕ 1.85

SPECIFICATIONS

RATINGS

Contact Rating: Q option- 5 A with resistive load @ 125 VAC or 28 VDC; 2A with resistive load @ 250 VAC. R option- 0.4VA max @ 20 Vmax (AC or DC)

Electrical Life: 30,000 make-and-break cycles at full load

Contact Resistance: 10 milliohms max.

initial @ 2-4 VDC, 100 mA

Insulation Resistance: 1,000 megaohms minimum

Dielectric Strength: 1,000 V RMS @ sea level

Operating Temperature: -30°C to 85°C

MATERIALS

Case and Bushings: Glass-filled nylon 6/6,

flame retardant, heat stabilized (UL94V-0)

Actuator: Brass, chrome plated. Internal O-ring seal standard with all actuators.

Frame: Spring steel, black (standard)

Switch Support: Brass, tin-plated

Actuator Pivot & Mounting Bracket: Nylon

Actuator Pivot Retainer: Stainless Steel

Terminal Seal: Epoxy

ORDERING INFORMATION

SERIES	MODEL NO.	ACTUATOR	BUSHING	TERMINATION	CONTACT	SEAL
34B	WSP1	2	B4	M2	R	E
34B = Sealed Miniature Toggle Switches	Options: WSP1, WSP2, WSP3, WSP4, WSP5, WDP1, WDP2, WDP3, WDP4, WDP5, W3P1, W3P2, W3P3, W3P4, W3P5 (see models for switching positions)	Options: 1, 2 (see actuator options)	Options: B1, B4 (see bushing options)	Options: M1, M2, M6, M7, V2, V3 (see termination options)	R = Copper alloy, gold plate over nickel plate. Q = End terminal contact surface: coin silver Center terminal contact surface: copper alloy, silver plated	E = Epoxy seal

Example Part Number: 34BWSP12B4M2RE

Available from your local Grayhill Component Distributor. For prices and discounts, contact a local Sales Office, an authorized local Distributor or Grayhill.

HARDWARE In inches (and millimeters)

NUT

Dimensions: .312 7.92, .062 1.57, 1/4-40NS

LOCKING RING

Dimensions: .468 DIA ϕ 11.89, .029 0.74, .065 1.65

LOCK WASHER

Dimensions: .408 DIA ϕ 10.36, .018 THK 0.46