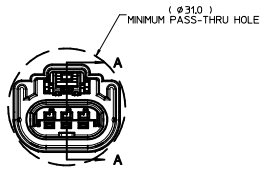

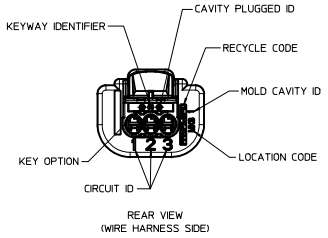
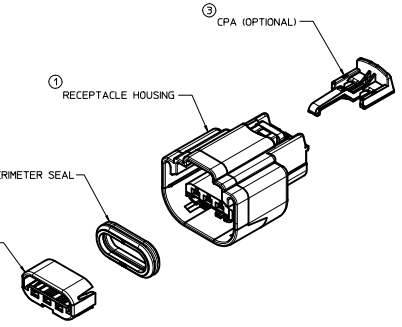
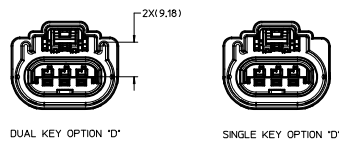
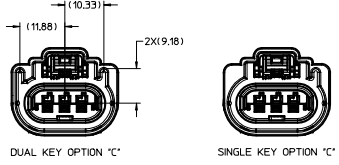
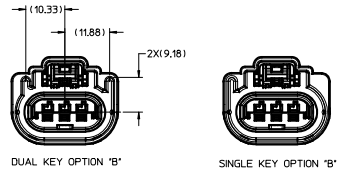
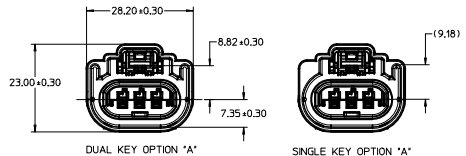


AWG	PART NUMBER	PAVOFF DIRECTION	PLATING	GRP	QSR P/N	WIRE OD RANGE	COLOR
22	34083-2003	RIGHT	TIN	22	E-1644-01	1.19-1.65	PINK
22	34083-3003	LEFT	TIN	22			
22	34081-2005	RIGHT	GOLD	22			
20	34083-2002	RIGHT	TIN	18/20			
20	34083-3002	LEFT	TIN	18/20	E-1644-00	1.60-2.10	GREEN
20	34081-2004	RIGHT	GOLD	18/20			
18	34081-3004	LEFT	GOLD	18/20			
18	34083-2002	RIGHT	TIN	18/20			
16	34083-2001	RIGHT	TIN	16	E-1644-02	2.10-2.50	YELLOW
16	34083-3001	LEFT	TIN	16			
16	34081-2003	RIGHT	GOLD	16			
16	34081-3003	LEFT	GOLD	16			
WIRE SIZE	TERMINAL #PREFERRED# (SEE NOTE 5 FOR OPTIONAL TERMINALS)						CABLE SEAL (QSR)



OPTIONAL LATCH	STANDARD	STANDARD	STANDARD	STANDARD	LATCH STYLE
342503068	342500051	342500052	342500053	342500054	ASSEMBLY P/N
D	D	B	C	A	KEY OPTION
BLACK	BROWN	BROWN	BROWN	BLACK	CPA
NONE	NONE	YES	YES	NONE	MATES W/ USCAR DUAL KEY
N/A	N/A	N/A	N/A	N/A	MATES W/ USCAR SINGLE KEY
150-S-003-1-D02	150-S-003-1-C02	150-S-003-1-B01	150-S-003-1-A01	150-S-003-1-D01	STATUS
SALEABLE	SALEABLE	SALEABLE	DESIGN CONCEPT ONLY	DESIGN CONCEPT ONLY	

- UNLESS OTHERWISE SPECIFIED:
- PART CONFORMS TO SAE/USCAR-2 REV. 4 (05/04), EXCEPT AS FOLLOWS:
 - DESIGNED TO MATE WITH DEVICE CONNECTION AS SPECIFIED IN USCAR/EWCAP DRAWING NO 150-S-003-1-202, ALL OPTION A-D, REV. A, DATED 10/19/99, ALSO WITH THE DEVICE CONNECTION AS SPECIFIED IN USCAR/EWCAP DRAWING NO 150-S-003-1-201, ALL OPTION A-D, REV. D, DATED 10/15/02.
 - ASSEMBLY SHIPPED WITH TPA IN PRE-LOCK POSITION (SEE SECTION A-A PRELOCK). UPON FULL TERMINAL ASSEMBLY, TPA MUST BE SNAPPED INTO ITS FINAL LOCK POSITION AFTER TERMINALS ARE ASSEMBLED.
 - OPTIONAL CPA SHOWN IN ALL VIEWS. SEE TABLE FOR SPECIFIC ASSEMBLY OPTION AND NUMBER.
 - FOR PREFERRED TERMINALS SEE MOLEX DRAWING SD-34083-002 FOR OPTIONAL TERMINALS SEE MOLEX DRAWING SD-34083-001

ITEM	DESCRIPTION	COLOR	MOLEX P/N	RECYCLE CODE
1	RECEPTACLE HOUSING	SEE CHART	SEE CHART	PPE/PA GF30
2	TPA	NATURAL	342520001	PBT-GF30
3	CPA	RED	340660001	PBT-GF30
4	PERMETER SEAL	BLUE	342530001	SILICON 50 DUROMETER

ENTER DESCRIPTION EC NO. UAU20H-0845 DRAWING NO. 2011/03/16 APPR. MOXSHY 2011/04/11 REV.	QUALITY SYMBOLS 	GENERAL TOLERANCES (UNLESS SPECIFIED) mm INCH 4 PLACES ± --- ± --- 3 PLACES ± --- ± --- 2 PLACES ± 0.10 ± --- 1 PLACE ± 0.3 ± --- ANGULAR ± 3°	DIMENSION STYLE MM ONLY DRAWN BY DATE L.P.LIM 2003/09/03 CHECKED BY DATE	SCALE 2:1 DESIGN UNITS METRIC THIRD ANGLE PROJECTION	
	APPROVED BY DATE WKOSHY 2010/11/11 RATIFIER NO.		MOLEX MOLEX INCORPORATED DOCUMENT NO. SD-34250-002 SHEET NO. 1 OF 1		
	DRAFT WHERE APPLICABLE MUST REMAIN WITHIN DIMENSIONS		SEE CHART THIS DRAWING CONTAINS INFORMATION THAT IS PROPRIETARY TO MOLEX INCORPORATED AND SHOULD NOT BE USED WITHOUT WRITTEN PERMISSION		