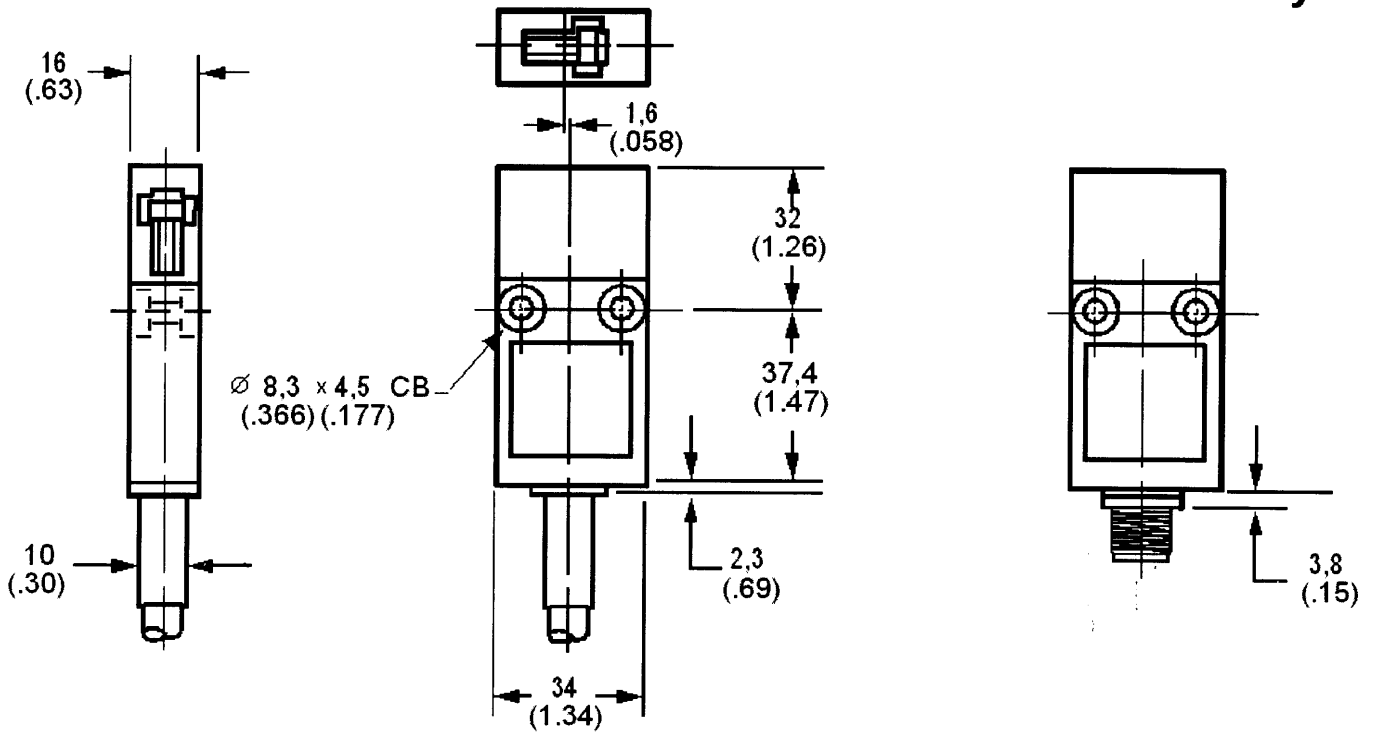


GKM Series Mounting Dimensions (mm/in)

(for reference only)

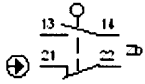
Cable Body

Micro-change Connector Body

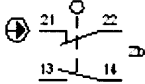


Contact Configurations

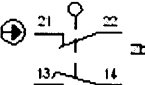
Snap Action Contacts
1 Normally Closed/1 Normally Open



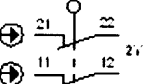
Slow Action Contacts
Break-Before-Make
1 Normally Closed/1 Normally Open



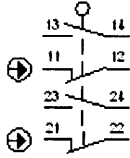
Slow Action Contacts
Make-Before-Break
1 Normally Closed/1 Normally Open



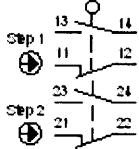
Slow Action Contacts
Break-Before-Make
2 Normally Closed



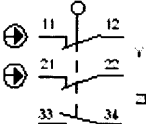
Snap Action Contacts
Double Pole
2 Normally Closed/2 Normally Open



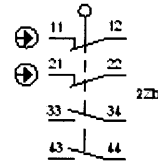
Snap Action Contacts
Double Pole
2 Normally Closed/2 Normally Open
Sequential



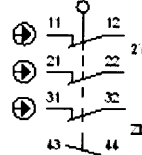
Slow Action Contacts
Break-Before-Make
2 Normally Closed/1 Normally Open



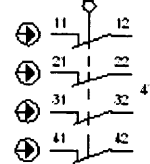
Slow Action Contacts
Break-Before-Make
2 Normally Closed/2 Normally Open



Slow Action Contacts
Break-Before-Make
3 Normally Closed/1 Normally Open



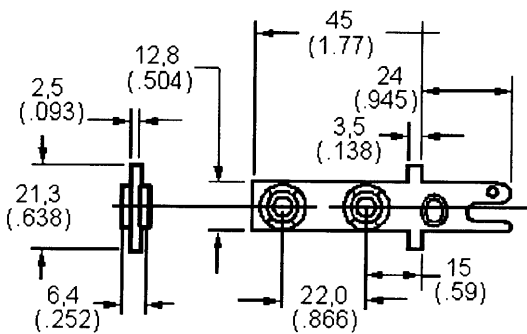
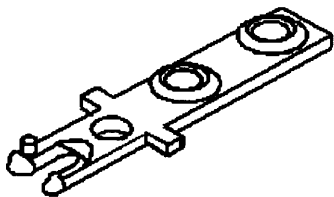
Slow Action Contacts
Break-Before-Make
4 Normally Closed



GKM Series Key Mounting Dimensions (for reference only)

Straight Key
(Replacement Part Number GKZ51M)

Door swing radius down to 225 mm (8.9 in)



90° Key
(Replacement Part Number GKZ52M)

Door swing radius down to 160 mm (6.3 in)

