


IPT1-120-01-S-D-RA



IPS1-120-01-S-D-VS

MINI MATE® CONNECTOR SET IPT1, IPS1

SPECIFICATIONS

For complete specifications see www.samtec.com?IPT1 or www.samtec.com?IPS1

Insulator Material: Black LCP
Contact Material: Phosphor Bronze
Plating: Sn or Au over 50µ" (1,27µm) Ni
Operating Temp Range: -55°C to +105°C with Tin; -55°C to +125°C with Gold
Insertion Depth: (2,79mm) .110" to (6,48mm) .255"
Wiping Distance: (0,38mm) .015"
Insertion Force (SMT): 3.0oz (0,83N) avg.
Withdrawal Force (SMT): 2.6oz (0,72N) avg.
Insertion Force (T/H): 6.0oz (1,67N) avg.
Withdrawal Force (T/H): 5.0oz (1,39N) avg.
Voltage Rating: 550 VAC
RoHS Compliant: Yes



IPT1 - **1** NO. PINS PER ROW - **LEAD STYLE** - **PLATING OPTION** - **D** - **TAIL OPTION** - **OTHER OPTION**

Mates with: IPS1

05, 10, 15, 20, 25
(Call Samtec for other sizes)

Specify LEAD STYLE from chart

-S = 30µ" (0,76µm) Gold on contact, Matte Tin on Tail

Requires -01 Lead Style (Leave blank for Through-Hole)

-RA = Right Angle
 -VS = Surface Mount

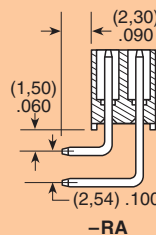
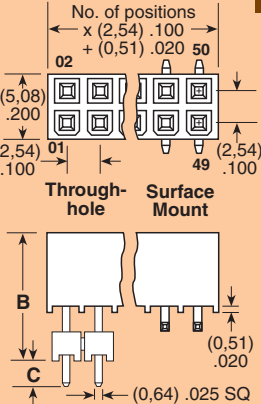
-K = (6,00mm) .236" DIA Polyimide film Pick & Place Pad (-VS only)

-LC = Locking Clip (-VS only)

-A = Alignment Pin (-VS only)

-POL = No. 1 position polarized

LEAD STYLE	A	B	C
-01	(11,05) .435	(5,84) .250	(2,16) .085
-01-VS	(13,59) .535	(5,84) .250	N/A
-02	(14,00) .551	(9,30) .366	(2,64) .104
-03	(16,00) .630	(11,30) .445	(2,16) .085
-04	(17,00) .669	(12,30) .484	(2,69) .106
-05	(19,00) .748	(14,30) .563	(2,46) .097
-06	(20,00) .787	(15,30) .602	(2,35) .093
-07	(25,00) .984	(20,30) .799	(2,31) .091
-08	(30,00) 1.181	(25,30) .996	(2,39) .094
-09	(35,00) 1.378	(30,30) 1.193	(2,46) .097



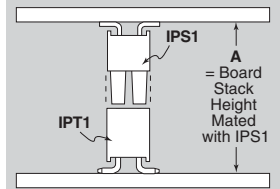
CURRENT RATING	
AMBIENT TEMP	IPT1/IPS1
20°C	5.2A
40°C	4.6A
60°C	4.0A
95°C	2.7A

2x3 CLUSTER POWERED

APPLICATION SPECIFIC OPTION

Latching feature available. Call Samtec.

APPLICATION



Processing:

Max Processing Temp: 230°C for 60 seconds, or 260°C for 20 seconds 3x
Lead-Free Solderable: Yes
SMT Lead Coplanarity: (0,13mm) .005" max (05-10) (0,15mm) .006" max (15-25)

Note: Some sizes, styles and options are non-standard, non-returnable.

IPS1 - **1** NO. PINS PER ROW - **01** - **PLATING OPTION** - **D** - **TAIL OPTION** - **OTHER OPTION** - **POL OPTION**

Mates with: IPT1

05, 10, 15, 20, 25
(Call Samtec for other sizes)

-S = 30µ" (0,76µm) Gold on contact, Matte Tin on Tail

Leave blank for Through-hole
 -VS = Surface Mount

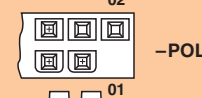
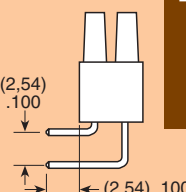
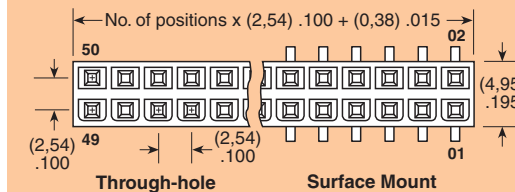
-RA = Right Angle

-K = (5,50mm) .217" DIA Polyimide film Pick & Place Pad (-VS only)

-LC = Locking Clip (-VS only)

-POL = No. 1 position polarized

-TR = Tape & Reel Packaging



Due to technical progress, all designs, specifications and components are subject to change without notice.

WWW.SAMTEC.COM

