


# 2000 Slide Switches - Snap-in & 2 hole fixing 10A 250Vac



10 A 250Vac T85  
6(3)A 250Vac T85



UL CSA 16A 250Vac Non Inductive  
UL CSA 4A 300Vac  
UL65°C, file no. E45221, CSA file no. LR10990

μ contact gap

Please specify: Standard action (SP116) or light action (SP118)  
2000 series lubrication is inorganic and does not degrade plastics

Technical data on pages 4 & 5

115/230 is preferred legend

**T 2 2 20 5 B ---**

TERMINAL SERIES POSITIONS CIRCUIT SLIDER BODY PRINT, COLOUR, ETC

TERMINAL	SERIES	POS'N	CIRCUIT	SLIDER									
<b>K</b>  2.8 x 0.8	2	2	<b>10</b> 	<b>0</b> 2 Pos B Body only 	<b>6</b> 2 & 3 Pos B Body only 	<b>C</b> E Body & 2 & 3 Pos B Body only 	<b>L</b> 2 & 3 Pos B Body only Limited travel on 2 pos 	<b>S</b> Limited travel on 2 pos 2 & 3 Pos B Body only 					
			<b>20</b> 	<b>2</b> 2 Pos B Body only 	<b>7</b> 2 & 3 Pos B Body only 	<b>D</b> 2 & 3 Pos B Body only 	<b>M</b> F Body only Legend optional 	<b>T</b> 2 & 3 Pos B Body only 					
			<b>30</b> 	<b>3</b> 2 & 3 Pos B Body only 	<b>8</b> E Body only Legend optional 	<b>E</b> 2 Pos B Body only Limited travel on 2 pos 	<b>N</b> 2 Pos B Body only 						
			<b>40</b> 	<b>4</b> 2 & 3 Pos B Body only 	<b>9</b> 2 & 3 Pos B Body only 	<b>H</b> 2 Pos B Body only 	<b>P</b> 2 & 3 Pos B Body only Limited travel on 2 pos 						
<b>R</b>  2.8 x 0.8	2	2	<b>10</b> 	<b>5</b> 2 Pos B Body only Also with legend 	<b>A</b> 2 Pos B Body only 	<b>K</b> 2 & 3 Pos B Body only Limited travel on 2 pos 	<b>R</b> 2 & 3 Pos B Body only 						
			<b>20</b> 	<b>58Sq</b> 									
			<b>30</b> 										
			<b>40</b> 										
<b>T</b>  Solder	2	2	<b>10</b> 										
			<b>20</b> 										
			<b>30</b> 										
			<b>40</b> 										
<b>X</b>  PCB 0.8 Sq. For mounting stability switches have extra "support" terminals * Nominal - Dimension varies with body type. For exact figure call factory	2	3	<b>10</b> 										
			<b>20</b> 										
			<b>30</b> 										
			<b>40</b> 										



T22208E ---



T22308E ---



T2230MF ---



T22205B ---



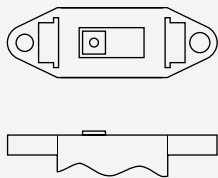
T22305B ---



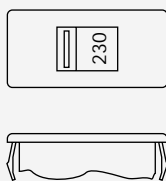
T23204B ---

**BODY**

**B With fixing holes**




**E Snap-in**



Cut-outs must be punched in the direction of insertion

**F Snap-in (single pole ON OFF only)**



Cut-outs must be punched in the direction of insertion

**OPTIONS**

**Colour**

For custom slider colours call the factory. A full range is available for large orders

Standard body colour is black

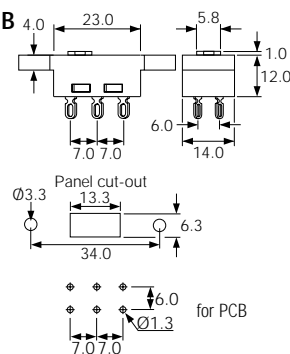
**Legend printing**

A wide range is available

For all options call the factory

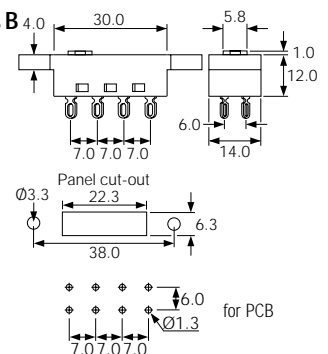
**DIMENSIONS (mm)**

**2 Pos B**

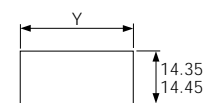
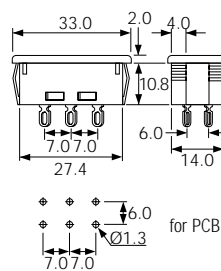


**Cut-out / PCB Matrix**

**3 Pos B**

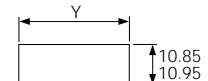
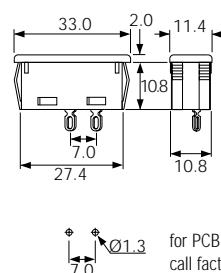


**2 Pos E**



Panel thickness	Dim. Y
0.8-1.2	29.75/29.85
1.63	30.15/30.25
2.0	30.35/30.45
2.5	30.55/30.65

**2 Pos F**



Panel thickness	Dim. Y
0.8-1.2	29.75/29.85
1.63	30.15/30.25
2.0	30.35/30.45
2.5	30.55/30.65

for PCB, call factory for details