

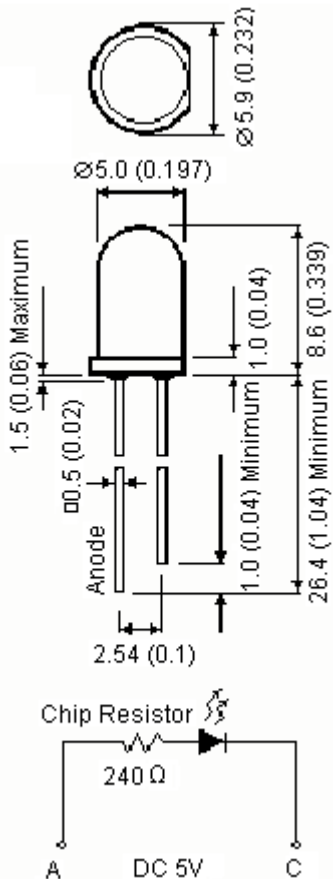


PART NO.

MCL053HYD/5

REVISIONS

ECN #	REV	DESCRIPTION	DRAWN	DATE	CHECKD	DATE	APPRVD	DATE
-	A	RELEASED	Rekha	26/5/08	Suresh	26/5/08	G. C	10/6/08



Dimensions : Millimetres (Inches)

Specifications:

Dice material : GaAsP on GaP.
 Emitted color : Yellow.
 Lens color : Yellow diffused.
 Peak wavelength : 587nm.
 Viewing angle : 45 degrees.
 Luminous intensity (IV) : 15mcd.



Electrical/Optical Characteristics at T_a = 25°C

Parameter	Symbol	Minimum	Typical	Maximum	Unit	Test
Luminous Intensity	IV	12	15	28	mcd	IF = 20mA
Viewing Angle	2θ 1/2	-	45	-	degrees	
Peak Emission Wavelength	• λ _p	-	587	-	nm	-
Dominant Wavelength	• λ _D	-	590	-		-
Spectral Line Half-Width	Δλ	-	35	-		-
Forward Voltage	V _F	1.7	2.1	2.6	V	IF = 20mA
Power Dissipation	P _d	-	-	85	-	-
Peak Forward Current (Duty 1/10 at 1KHz)	IF (Peak)	-	-	100	-	-
Recommended Operating Current	IF (Rec)	-	20	-	mA	-

This data sheet and its contents (the "Information") belong to the Premier Farnell Group (the "Group") or are licensed to it. No licence is granted for the use of it other than for information purposes in connection with the products to which it relates. No licence of any intellectual property rights is granted. The Information is subject to change without notice and replaces all data sheets previously supplied. The Information supplied is believed to be accurate but the Group assumes no responsibility for its accuracy or completeness, any error in or omission from it or for any use made of it. Users of this data sheet should check for themselves the Information and the suitability of the products for their purpose and not make any assumptions based on information included or omitted. Liability for loss or damage resulting from any reliance on the Information or use of it (including liability resulting from negligence or where the Group was aware of the possibility of such loss or damage arising) is excluded. This will not operate to limit or restrict the Group's liability for death or personal injury resulting from its negligence. SPC MULTICOMP is the registered trademark of the Group. © Premier Farnell plc 2008.

TOLERANCES:

UNLESS OTHERWISE SPECIFIED, DIMENSIONS ARE FOR REFERENCE PURPOSES ONLY.

DRAWN BY:	DATE:
Rekha	26/05/08
CHECKED BY:	DATE:
Suresh	26/05/08
APPROVED BY:	DATE:
G.Cook	10/06/08

DRAWING TITLE:			
5.0mm Round With Chip Resistor Built in LED Lamp-Yellow			
SIZE	DWG NO.	ELECTRONIC FILE	REV
A	M10001182	L053HYD-5_DWG	A
SCALE: NTS		U.O.M.: mm (Inches)	SHEET: 1 OF 4



PART NO.

MCL053HYD/5

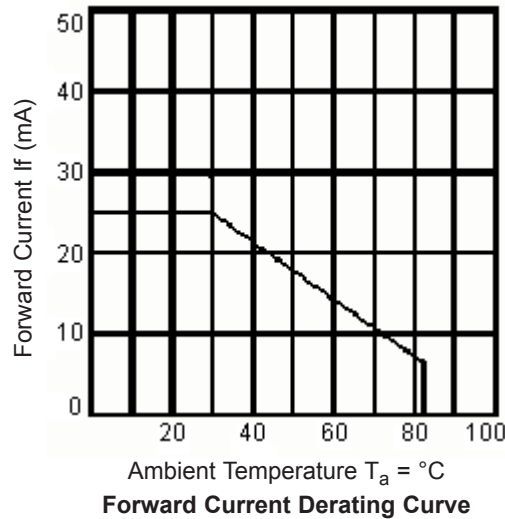
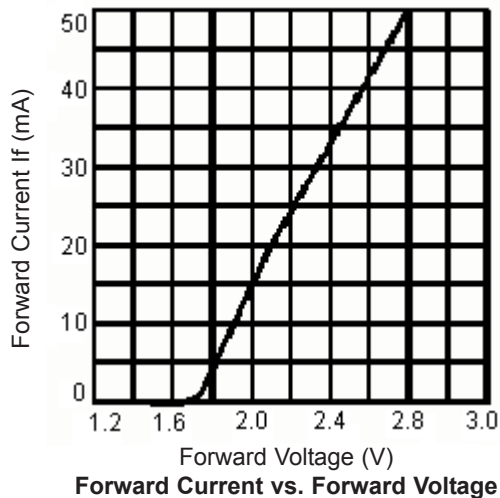
REVISIONS

ECN #	REV	DESCRIPTION	DRAWN	DATE	CHECKD	DATE	APPRVD	DATE
-	A	RELEASED	Rekha	26/5/08	Suresh	26/5/08	G. C	10/6/08

Absolute Maximum Ratings (T_a = 25°C)

Reverse Voltage	5 Volt
Reverse Current	10µA (V _R = 5V)
Operating Temperature Range	-40°C to 85°C
Storage Temperature Range	-40°C to 100°C
Lead Soldering Temperature Range 1.6mm (1/16 inch) from body	260°C for 5 Seconds

Yellow (GaAsP/GaP λ_P = 587nm)



This data sheet and its contents (the "Information") belong to the Premier Farnell Group (the "Group") or are licensed to it. No licence is granted for the use of it other than for information purposes in connection with the products to which it relates. No licence of any intellectual property rights is granted. The Information is subject to change without notice and replaces all data sheets previously supplied. The Information supplied is believed to be accurate but the Group assumes no responsibility for its accuracy or completeness, any error in or omission from it or for any use made of it. Users of this data sheet should check for themselves the Information and the suitability of the products for their purpose and not make any assumptions based on information included or omitted. Liability for loss or damage resulting from any reliance on the Information or use of it (including liability resulting from negligence or where the Group was aware of the possibility of such loss or damage arising) is excluded. This will not operate to limit or restrict the Group's liability for death or personal injury resulting from its negligence. SPC MULTICOMP is the registered trademark of the Group. © Premier Farnell plc 2008.

TOLERANCES:

UNLESS OTHERWISE SPECIFIED, DIMENSIONS ARE FOR REFERENCE PURPOSES ONLY.

DRAWN BY:	DATE:
Rekha	26/05/08
CHECKED BY:	DATE:
Suresh	26/05/08
APPROVED BY:	DATE:
G.Cook	10/06/08

DRAWING TITLE:

5.0mm Round With Chip Resistor Built in LED Lamp-Yellow

SIZE A	DWG NO. M10001182	ELECTRONIC FILE L053HYD-5_DWG	REV A
SCALE: NTS		U.O.M.: mm (Inches)	SHEET: 2 OF 4



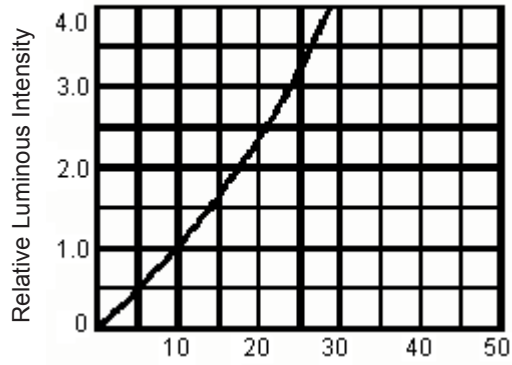
PART NO.

MCL053HYD/5

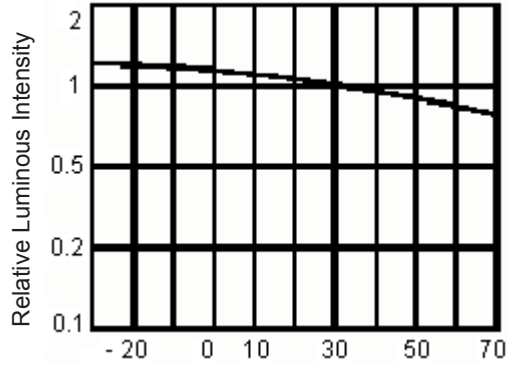
REVISIONS

ECN #	REV	DESCRIPTION	DRAWN	DATE	CHECKD	DATE	APPRVD	DATE
-	A	RELEASED	Rekha	26/5/08	Suresh	26/5/08	G. C	10/6/08

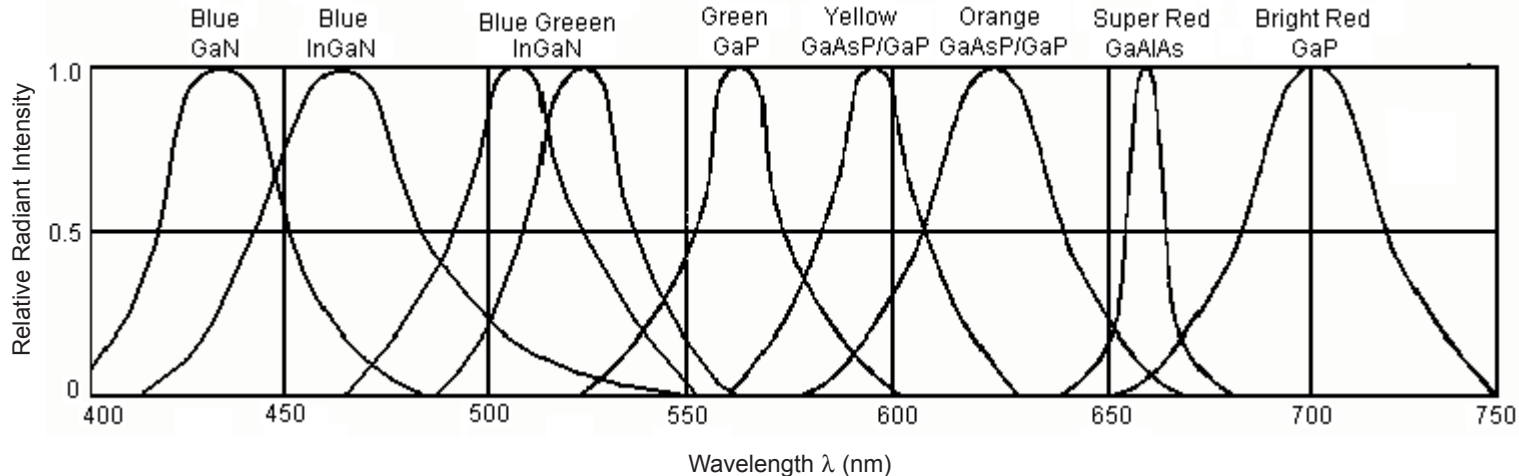
Yellow (GaAsP/GaP $\lambda_P = 587\text{nm}$)



Forward Current (mA) $T_a = 25^\circ\text{C}$
Luminous Intensity vs. Forward Current



Ambient Temperature $T_a = ^\circ\text{C}$
Luminous Intensity vs. Ambient Temperature



Wavelength λ (nm)
Relative Intensity vs. Wavelength

This data sheet and its contents (the "Information") belong to the Premier Farnell Group (the "Group") or are licensed to it. No licence is granted for the use of it other than for information purposes in connection with the products to which it relates. No licence of any intellectual property rights is granted. The Information is subject to change without notice and replaces all data sheets previously supplied. The Information supplied is believed to be accurate but the Group assumes no responsibility for its accuracy or completeness, any error in or omission from it or for any use made of it. Users of this data sheet should check for themselves the Information and the suitability of the products for their purpose and not make any assumptions based on information included or omitted. Liability for loss or damage resulting from any reliance on the Information or use of it (including liability resulting from negligence or where the Group was aware of the possibility of such loss or damage arising) is excluded. This will not operate to limit or restrict the Group's liability for death or personal injury resulting from its negligence. SPC MULTICOMP is the registered trademark of the Group. © Premier Farnell plc 2008.

TOLERANCES:

UNLESS OTHERWISE SPECIFIED, DIMENSIONS ARE FOR REFERENCE PURPOSES ONLY.

DRAWN BY:	DATE:
Rekha	26/05/08
CHECKED BY:	DATE:
Suresh	26/05/08
APPROVED BY:	DATE:
G.Cook	10/06/08

DRAWING TITLE:

5.0mm Round With Chip Resistor Built in LED Lamp-Yellow

SIZE A	DWG NO. M10001182	ELECTRONIC FILE L053HYD-5_DWG	REV A
SCALE: NTS		U.O.M.: mm (Inches)	SHEET: 3 OF 4



PART NO.

MCL053HYD/5

REVISIONS

ECN #	REV	DESCRIPTION	DRAWN	DATE	CHECKD	DATE	APPRVD	DATE
-	A	RELEASED	Rekha	26/5/08	Suresh	26/5/08	G. C	10/6/08

Part Number Table

Description	Part Number
LED, 5mm, 5V, 36°, Yellow	MCL053HYD/5

<http://www.farnell.com>

<http://www.newark.com>

<http://www.cpc.co.uk>

This data sheet and its contents (the "Information") belong to the Premier Farnell Group (the "Group") or are licensed to it. No licence is granted for the use of it other than for information purposes in connection with the products to which it relates. No licence of any intellectual property rights is granted. The Information is subject to change without notice and replaces all data sheets previously supplied. The Information supplied is believed to be accurate but the Group assumes no responsibility for its accuracy or completeness, any error in or omission from it or for any use made of it. Users of this data sheet should check for themselves the Information and the suitability of the products for their purpose and not make any assumptions based on information included or omitted. Liability for loss or damage resulting from any reliance on the Information or use of it (including liability resulting from negligence or where the Group was aware of the possibility of such loss or damage arising) is excluded. This will not operate to limit or restrict the Group's liability for death or personal injury resulting from its negligence. SPC MULTICOMP is the registered trademark of the Group. © Premier Farnell plc 2008.

TOLERANCES:

UNLESS OTHERWISE SPECIFIED, DIMENSIONS ARE FOR REFERENCE PURPOSES ONLY.

DRAWN BY:	DATE:
Rekha	26/05/08
CHECKED BY:	DATE:
Suresh	26/05/08
APPROVED BY:	DATE:
G.Cook	10/06/08

DRAWING TITLE:

5.0mm Round With Chip Resistor Built in LED Lamp-Yellow

SIZE A	DWG NO. M10001182	ELECTRONIC FILE L053HYD-5_DWG	REV A
SCALE: NTS	U.O.M.: mm (Inches)	SHEET: 4 OF 4	