

注記
NOTES

1. 材料 ハウジング : ガラス繊維 15% 入り PBTP (UL94V-0), 黒色
ターミナル : リン青銅

MATERIAL
HOUSING : G.F. 15% PBTP (UL94V-0)
TERMINAL : PHOSPHOR BRONZE

2. 適用電線 : 1.27 ピッチリボンケーブル 被覆外径 : ϕ 1.14 MAX.
より線 : AWG#26 ~ #28 (芯線 7 本構成)
単線 : AWG#28

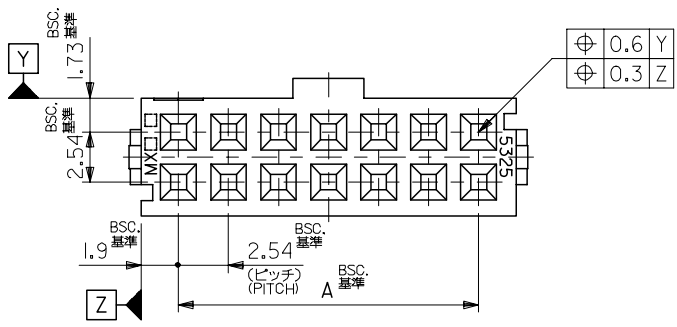
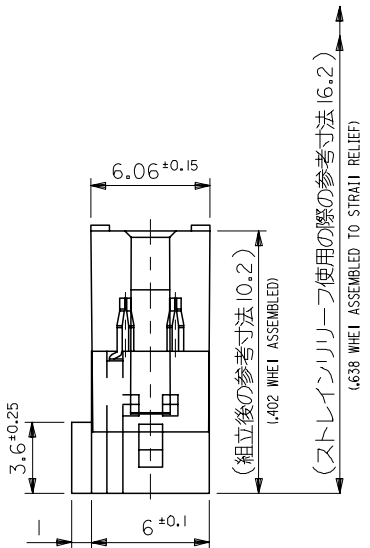
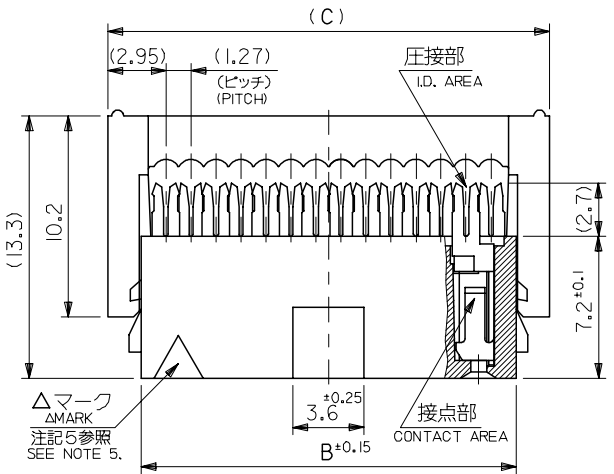
FOR USE WITH AWG#26 & #28 STRANDED WIRE (CONSISTS OF 7 CONDUCTORS) AND #28 SOLID WIRE.
1.14(.045) DIA. MAX. INSULATION RIBBON CABLE WITH 1.27(.050) CENTERS.

3. 適合ストレインリリーフ : 5328-N
MATES WITH STRAIN RELIEF OF 5328 SERIES.

4. 嵌合相手 : 5330, 5332, 5340, 5342, 5576, 5578 シリーズ
MATES WITH CONNECTOR SERIES OF 5330, 5332, 5340, 5342, 5576 & 5578.

5. 使用符号の説明 LEGEND 5320 - N B * - *

ベースナンバー _____ MATERIAL COLOR
BASE NUMBER _____ BLANK : BLACK
極数 _____ GY : GREY
CIRCUIT SIZE _____
アッパーハウジング組付けタイプ _____
PRELOADED UPPER HOUSING _____
ターミナルのメッキコード _____
PLATING CODE OF TERMINAL _____



64	78.74	82.54	85.91
60	73.66	77.46	80.83
50	60.96	64.76	68.13
44	53.34	57.14	60.51
40	48.26	52.06	55.43
34	40.64	44.44	47.81
30	35.56	39.36	42.73
26	30.48	34.28	37.65
20	22.86	26.66	30.03
16	17.78	21.58	24.95
14	15.24	19.04	22.41
12	12.70	16.50	19.87
10	10.16	13.96	17.33
極数 No. Of CKTS.	A 寸法 DIM.A	B 寸法 DIM.B	C 寸法 DIM.C

コード:*	△マークの色	接点部メッキ	圧接部メッキ	下地メッキ
LEAD-FREE G1	白 WHITE	金 0.1 μ m MIN. GOLD	金 0.1 μ m MIN. GOLD	ニッケル 1 μ m MIN. NICKEL
LEAD-FREE G2	橙 ORANGE	金 0.76 μ m MIN. GOLD		
LEAD-FREE G3	緑 GREEN	金 0.25 μ m MIN. GOLD	半田 1 μ m MIN. TIN-LEAD	ニッケル 1 μ m MIN. NICKEL
GS1	黄 YELLOW	金 0.1 μ m MIN. GOLD		
GS2	茶 BROWN	金 0.76 μ m MIN. GOLD		
GS3	青 BLUE	金 0.25 μ m MIN. GOLD		
GS4	金 GOLD	金 1.27 μ m MIN. GOLD	錫 1 μ m MIN. TIN	ニッケル 1 μ m MIN. NICKEL
LEAD-FREE GS17F	黄 YELLOW	金 0.1 μ m MIN. GOLD		
LEAD-FREE GS27F	茶 BROWN	金 0.76 μ m MIN. GOLD		
LEAD-FREE GS37F	青 BLUE	金 0.25 μ m MIN. GOLD		
LEAD-FREE GS47F	金 GOLD	金 1.27 μ m MIN. GOLD	錫 0.9 μ m MIN. TIN	リフロー処理 (前メッキ) REFLOW (PRE-PLATED)
LEAD-FREE T2	黒 BLACK	錫 0.9 μ m MIN. TIN		

REVISED EC NO: J2006-0433 DRWN: YANAGI MOTO 2005/08/09 CHKD: TANAKA 2005/08/17 APPR: NUKITA 2005/08/24	GENERAL TOLERANCES (UNLESS SPECIFIED)		DIMENSION STYLE MM ONLY		SCALE 4:1	DESIGN UNITS METRIC	THIRD ANGLE PROJECTION
	10 UNDER	±0.2	DRAWN BY H. HIRAMOTO	DATE 1990/07/11	TITLE GIK FLECS FEMALE ASS'Y		
	10 OVER 30 UNDER	±0.25	CHECKED BY	DATE	APPROVED BY		
	30 OVER	±0.3	APPROVED BY		DATE		
	ANGULAR	±3 °	MATERIAL NO.		DOCUMENT NO.		SHEET NO.
DRAFT WHERE APPLICABLE MUST REMAIN WITHIN DIMENSIONS		SEE SHEET 2		SD-5320-003		1 OF 2	
THIS DRAWING CONTAINS INFORMATION THAT IS PROPRIETARY TO MOLEX INCORPORATED AND SHOULD NOT BE USED WITHOUT WRITTEN PERMISSION							

39-53 -4645	5320-64BGS37F-GY	39-53 -4644	5320-64BGS27F-GY	39-53 -4643	5320-64BGS17F-GY			39-53 -4641	5320-64BGS37F	39-53 -4640	5320-64BGS27F	39-53 -3649	5320-64BGS17F	64
↑ -4605	↑ 60BGS37F-GY	↑ -4604	↑ 60BGS27F-GY	↑ -4603	↑ 60BGS17F-GY			↑ -4601	↑ 60BGS37F	↑ -4600	↑ 60BGS27F	↑ -3609	↑ 60BGS17F	60
↑ -4505	↑ 50BGS37F-GY	↑ -4504	↑ 50BGS27F-GY	↑ -4503	↑ 50BGS17F-GY			↑ -4501	↑ 50BGS37F	↑ -4500	↑ 50BGS27F	↑ -3509	↑ 50BGS17F	50
								↑ -4441	↑ 44BGS37F					44
								↑ -4401	↑ 40BGS37F					40
-4405	-40BGS37F-GY	-4404	-40BGS27F-GY	-4403	-40BGS17F-GY			-4401	-40BGS37F	-4400	-40BGS27F	-3409	-40BGS17F	40
-4345	-34BGS37F-GY	-4344	-34BGS27F-GY	-4343	-34BGS17F-GY		-4342	-34BGS47F	-4341	-34BGS37F	-4340	-34BGS27F	-3349	-34BGS17F
-4305	-30BGS37F-GY	-4304	-30BGS27F-GY	-4303	-30BGS17F-GY			-4301	-30BGS37F	-4300	-30BGS27F	-3309	-30BGS17F	30
-4265	-26BGS37F-GY	-4264	-26BGS27F-GY	-4263	-26BGS17F-GY		-4262	-26BGS47F	-4261	-26BGS37F	-4260	-26BGS27F	-3269	-26BGS17F
-4205	-20BGS37F-GY	-4204	-20BGS27F-GY	-4203	-20BGS17F-GY			-4201	-20BGS37F	-4200	-20BGS27F	-3209	-20BGS17F	20
-4165	-16BGS37F-GY	-4164	-16BGS27F-GY	-4163	-16BGS17F-GY			↓ -4162	↓ 16BGS47F	↓ -4161	↓ 16BGS37F	↓ -4160	↓ 16BGS27F	16
↓ -4145	↓ 14BGS37F-GY	↓ -4144	↓ 14BGS27F-GY	↓ -4143	↓ 14BGS17F-GY			↓ -4142	↓ 14BGS47F	↓ -4141	↓ 14BGS37F	↓ -4140	↓ 14BGS27F	14
														12
39-53 -4105	5320-10BGS37F-GY	39-53 -4104	5320-10BGS27F-GY	39-53 -4103	5320-10BGS17F-GY			39-53 -4101	5320-10BGS37F	39-53 -4100	5320-10BGS27F	39-53 -3109	5320-10BGS17F	10
EDP NO.	ENG. NO.	EDP NO.	ENG. NO.	EDP NO.	ENG. NO.	EDP NO.	ENG. NO.	EDP NO.	ENG. NO.	EDP NO.	ENG. NO.	EDP NO.	ENG. NO.	NO. OF CKTS.
5320-NBGS37F-GY	LEAD FREE	5320-NBGS27F-GY	LEAD FREE	5320-NBGS17F-GY	LEAD FREE	5320-NBGS47F	LEAD FREE	5320-NBGS37F	LEAD FREE	5320-NBGS27F	LEAD FREE	5320-NBGS17F	LEAD FREE	
39-51-7644	5320-64BGS3-GY	39-51-7643	5320-64BGS2-GY	39-51-7642	5320-64BGS1-GY			39-51-2645	5320-64BGS3	39-51-2644	5320-64BGS2	39-51-2643	5320-64BGS1	64
↑ -7604	↑ 60BGS3-GY	↑ -7603	↑ 60BGS2-GY	↑ -7602	↑ 60BGS1-GY			↑ -2605	↑ 60BGS3	↑ -2604	↑ 60BGS2	↑ -2603	↑ 60BGS1	60
↑ -7504	↑ 50BGS3-GY	↑ -7503	↑ 50BGS2-GY	↑ -7502	↑ 50BGS1-GY			39-51-9500	5320-50BGS4	↑ -2505	↑ 50BGS3	↑ -2504	↑ 50BGS2	50
								↑ -2445	↑ 44BGS3					44
								↑ -2405	↑ 40BGS3					40
-7344	-34BGS3-GY	-7343	-34BGS2-GY	-7342	-34BGS1-GY		-9340	-34BGS4	-2345	-34BGS3	-2344	-34BGS2	-2343	-34BGS1
-7304	-30BGS3-GY	-7303	-30BGS2-GY	-7302	-30BGS1-GY			-2305	-30BGS3	-2304	-30BGS2	-2303	-30BGS1	30
-7264	-26BGS3-GY	-7263	-26BGS2-GY	-7262	-26BGS1-GY		-9260	-26BGS4	-2265	-26BGS3	-2264	-26BGS2	-2263	-26BGS1
-7204	-20BGS3-GY	-7203	-20BGS2-GY	-7202	-20BGS1-GY			-2205	-20BGS3	-2204	-20BGS2	-2203	-20BGS1	20
-7164	-16BGS3-GY	-7163	-16BGS2-GY	-7162	-16BGS1-GY			↓ -9160	↓ 16BGS4	↓ -2165	↓ 16BGS3	↓ -2164	↓ 16BGS2	16
↓ -7144	↓ 14BGS3-GY	↓ -7143	↓ 14BGS2-GY	↓ -7142	↓ 14BGS1-GY			39-51-9140	5320-14BGS4	↓ -2145	↓ 14BGS3	↓ -2144	↓ 14BGS2	14
														12
39-51-7104	5320-10BGS3-GY	39-51-7103	5320-10BGS2-GY	39-51-7102	5320-10BGS1-GY			39-51-2105	5320-10BGS3	39-51-2104	5320-10BGS2	39-51-2103	5320-10BGS1	10
EDP NO.	ENG. NO.	EDP NO.	ENG. NO.	EDP NO.	ENG. NO.	EDP NO.	ENG. NO.	EDP NO.	ENG. NO.	EDP NO.	ENG. NO.	EDP NO.	ENG. NO.	NO. OF CKTS.
5320-NBGS3-GY		5320-NBGS2-GY		5320-NBGS1-GY		5320-NBGS4		5320-NBGS3		5320-NBGS2		5320-NBGS1		

REVISED EC NO: J2006-04-33 DRW: A. VANAGI MOTO 2005/08/09 CHK: D. TANAKA 2005/08/17 APPR: N. ITO 2005/08/24	GENERAL TOLERANCES (UNLESS SPECIFIED)		DIMENSION STYLE MM ONLY		SCALE 4:1	DESIGN UNITS METRIC	THIRD ANGLE PROJECTION
	10 UNDER	± 0.2	DRAWN BY H. HIRAMOTO		TITLE QIK FLECS FEMALE ASS'Y		
	10 OVER 30 UNDER	± 0.25	CHECKED BY		DATE 1990/07/11		
	30 OVER	± 0.3	APPROVED BY		DATE		
ANGULAR ± 3 °		MATERIAL NO.		DOCUMENT NO.		SHEET NO.	
DRAFT WHERE APPLICABLE MUST REMAIN WITHIN DIMENSIONS		SEE CHART		SD-5320-003		2 OF 2	
THIS DRAWING CONTAINS INFORMATION THAT IS PROPRIETARY TO MOLEX INCORPORATED AND SHOULD NOT BE USED WITHOUT WRITTEN PERMISSION							