

**Product Range: Series 06 "E2 micro"**

366 7123/7133


**Product Range:**

Inner Widths (Bi) in mm: 6, 10, 16, 20, 30, 40, 50, 64  
 Bending Radii (R) in mm: 018, 028, 038  
 Pitch: 20 mm/link = 50 links/m


**Price Index**




8 Widths  
 3 Bending Radii




Mounting brackets with or without strain relief tie-wrap plates



**Quicksnap:** The complete, detachable mounting unit


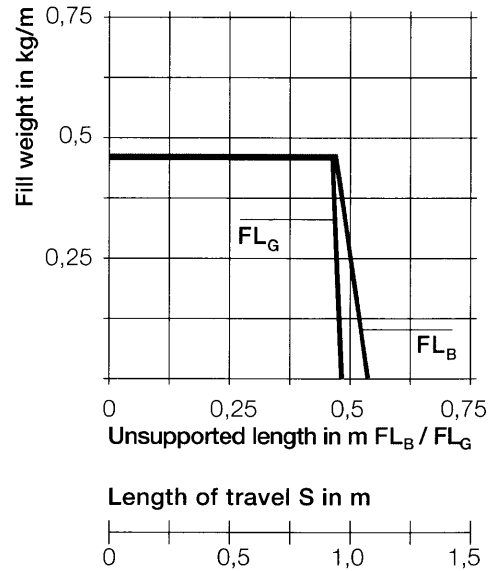
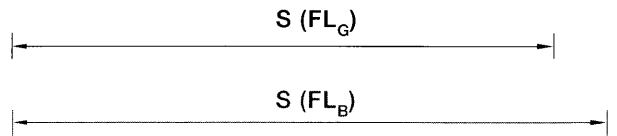
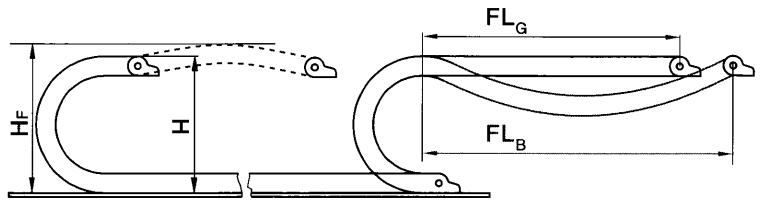


**Quickfix:** Mounting bracket with dowel



**Unsupported length**

- FL<sub>B</sub> = unsupported with permitted sag
- FL<sub>G</sub> = unsupported with straight upper run



**High torsional rigidity**



**When to use the Series 06:**

- If high torsional rigidity is required
- If cost is a factor
- If connection options are required (Quicksnap, Quickfix, etc.)



**When not to use it:**

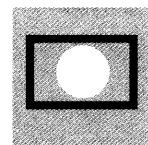
- If snap-open links are required
  - ▶ Series 07 "Zipper", Page 4.4
- If quick insertion of cables with pre-assembled connectors is required
  - ▶ Series E06 "Easy Chain", Page 3.14
- If very quiet operation is required
  - ▶ Series 045 E2 "micro", Page 5.8

igus® Energy Chain Systems®


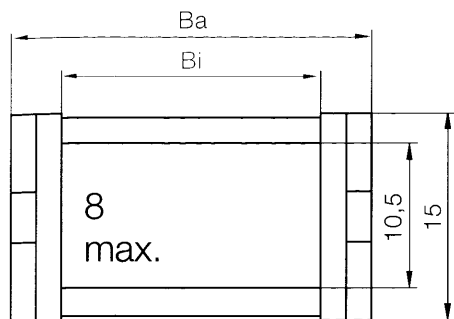
Phone +49- (0) 22 03 96 49-0  
 Fax +49- (0) 22 03 96 49-222

igus® GmbH  
 51127 Cologne

Internet: <http://www.igus.de>  
 email: [info@igus.de](mailto:info@igus.de)



# Product Range



## Order Example



06.20.038.0

Standard color  
0 = Black

Other colors  
Design,  
Page 1.60

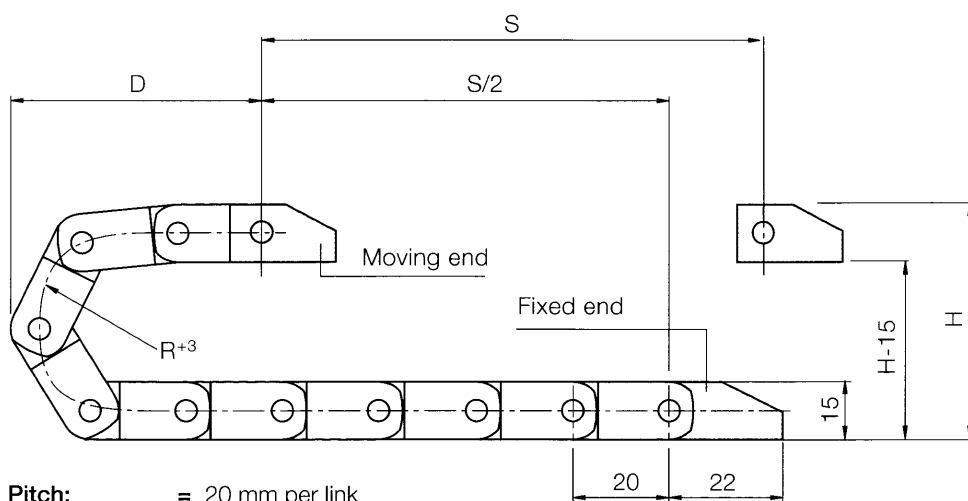
Series 06

Part No.	Bi	Ba	Bending Radii for All Chain Widths
06.06. Radius	6	12,5	018 028 038
06.10. Radius	10	16,5	018 028 038
06.16. Radius	16	22,5	018 028 038
06.20. Radius	20	27	018 028 038
06.30. Radius	30	37	018 028 038
06.40. Radius	40	47	018 028 038
06.50. Radius	50	57	018 028 038
06.64. Radius	64	71	018 028 038

Supplement part no. with required radius  
for example 06.20.038.0


Phone +49- (0) 22 03 96 49-0  
Fax +49- (0) 22 03 96 49-222

## Installation Dimensions



Pitch: = 20 mm per link  
Links per m: = 50  
Chain length: =  $\frac{200}{2} + K$

R	18	28	38
H*	52	72	92
D	45	55	65
K	100	140	160



\*The required clearance height is  $HF = H + 10$  (with 0,2 kg/m fill weight)  
Please consult igus® if space is particularly restricted.

