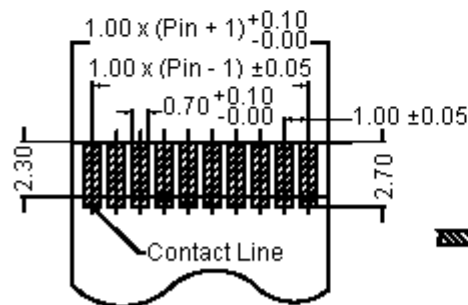
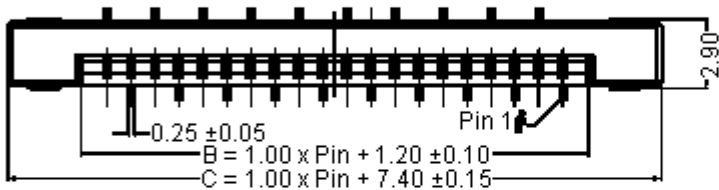
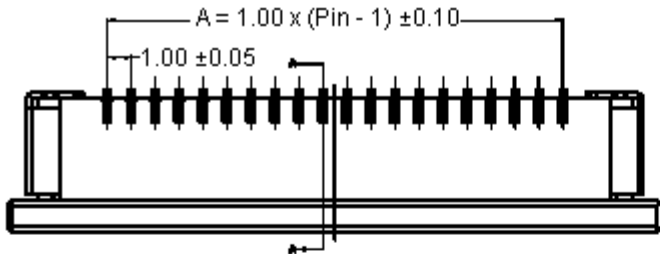
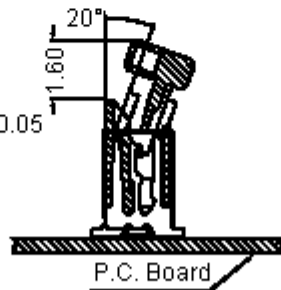


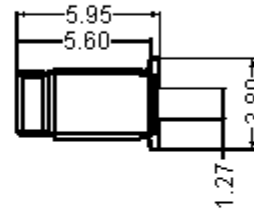
ECN #	REV	DESCRIPTION	DRAWN	DATE	CHECKD	DATE	APPRVD	DATE
-	A	RELEASED	Veena	18/11/08	Suresh	18/11/08	Farnell	02/12/08



Thickness : 0.3 ± 0.05mm  
FPC Dimension  
(Reference)



Section : A - A


**Specifications:**

Current rating	: 1.0 amperes.
Voltage rating	: 100V ac/dc.
Maximum contact resistance	: 30mΩ.
Minimum insulation resistance	: 100MΩ.
Dielectric withstanding voltage	: 500V rms (for one minute).
Operating temperature range	: -25°C to +105°C.

**Material:**

Contact	: Copper alloy.
Plastic	: High temperature plastic.
Plating	: Tin.

Dimensions : Millimetres

This data sheet and its contents (the "Information") belong to the Premier Farnell Group (the "Group") or are licensed to it. No licence is granted for the use of it other than for information purposes in connection with the products to which it relates. No licence of any intellectual property rights is granted. The Information is subject to change without notice and replaces all data sheets previously supplied. The Information supplied is believed to be accurate but the Group assumes no responsibility for its accuracy or completeness, any error in or omission from it or for any use made of it. Users of this data sheet should check for themselves the Information and the suitability of the products for their purpose and not make any assumptions based on information included or omitted. Liability for loss or damage resulting from any reliance on the Information or use of it (including liability resulting from negligence or where the Group was aware of the possibility of such loss or damage arising) is excluded. This will not operate to limit or restrict the Group's liability for death or personal injury resulting from its negligence. SPC MULTICOMP is the registered trademark of the Group. © Premier Farnell plc 2008.

**TOLERANCES:**

UNLESS OTHERWISE SPECIFIED, DIMENSIONS ARE FOR REFERENCE PURPOSES ONLY.

DRAWN BY:	DATE:
Veena	18/11/08
CHECKED BY:	DATE:
Suresh	18/11/08
APPROVED BY:	DATE:
Farnell	02/12/08

**DRAWING TITLE:**

1.0mm FPC Connector - Ziff, Vertical

SIZE A	DWG NO. M10001814	ELECTRONIC FILE 1661244-TDS_DWG	REV A
SCALE: NTS	U.O.M.: mm	SHEET: 1 OF 2	



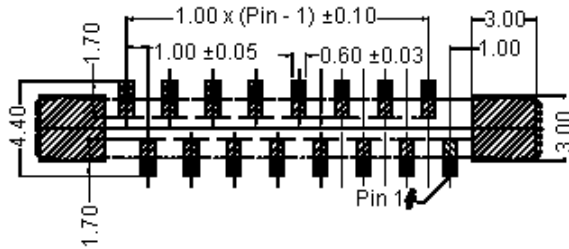
PART NO.

1223 - Series

REVISIONS

ECN #	REV	DESCRIPTION	DRAWN	DATE	CHECKD	DATE	APPRVD	DATE
-	A	RELEASED	Veena	18/11/08	Suresh	18/11/08	Farnell	02/12/08

PCB Layout



Dimensions : Millimetres

Contact Dimensions

Number of Positions	A	B	C	Part Number
6	5.0	7.2	13.4	1223-06-01A
8	7.0	9.2	15.4	1223-08-01A
10	9.0	11.2	17.4	1223-10-01A
14	13.0	15.2	21.4	1223-14-01A
16	15.0	17.2	23.4	1223-16-01A
20	19.0	21.2	27.4	1223-20-01A
26	25.0	27.2	33.4	1223-26-01A

Dimensions : Millimetres

Part Number Explanation:

1223

-

06

-

01A

Number of Contacts

Vertical Contact A Type

<http://www.farnell.com>

<http://www.newark.com>

<http://www.cpc.co.uk>

This data sheet and its contents (the "Information") belong to the Premier Farnell Group (the "Group") or are licensed to it. No licence is granted for the use of it other than for information purposes in connection with the products to which it relates. No licence of any intellectual property rights is granted. The Information is subject to change without notice and replaces all data sheets previously supplied. The Information supplied is believed to be accurate but the Group assumes no responsibility for its accuracy or completeness, any error in or omission from it or for any use made of it. Users of this data sheet should check for themselves the Information and the suitability of the products for their purpose and not make any assumptions based on information included or omitted. Liability for loss or damage resulting from any reliance on the Information or use of it (including liability resulting from negligence or where the Group was aware of the possibility of such loss or damage arising) is excluded. This will not operate to limit or restrict the Group's liability for death or personal injury resulting from its negligence. SPC MULTICOMP is the registered trademark of the Group. © Premier Farnell plc 2008.

TOLERANCES:

UNLESS OTHERWISE SPECIFIED, DIMENSIONS ARE FOR REFERENCE PURPOSES ONLY.

DRAWN BY:

Veena

CHECKED BY:

Suresh

APPROVED BY:

Farnell

DATE:

18/11/08

DATE:

18/11/08

DATE:

02/12/08

DRAWING TITLE:

1.0mm FPC Connector - Ziff, Vertical

SIZE  
A

DWG NO.

M10001814

ELECTRONIC FILE  
1661244-TDS\_DWG

REV  
A

SCALE: NTS

U.O.M.: mm

SHEET: 2 OF 2