



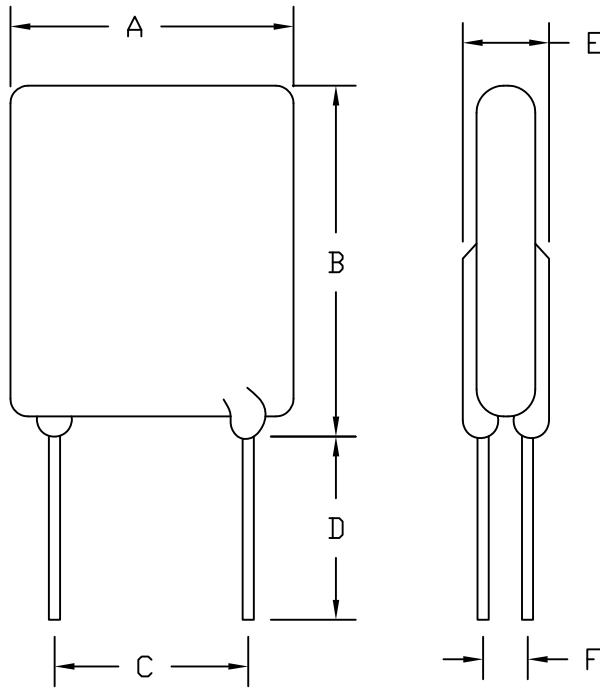
ALL RIGHTS RESERVED. NO PORTION OF THIS PUBLICATION, WHETHER IN WHOLE OR IN PART CAN BE REPRODUCED WITHOUT THE EXPRESS WRITTEN CONSENT OF SPC TECHNOLOGY.

SPC-F005.DWG

REVISIONS

DDC. NO. SPC-F005 * Effective: 7/8/02 * DCP No: 1398

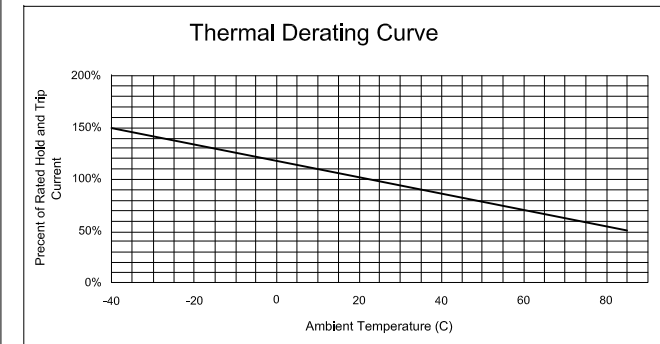
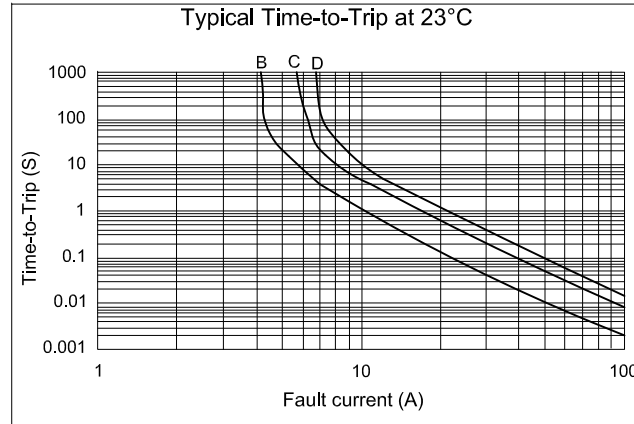
DCP #	REV	DESCRIPTION	DRAWN	DATE	CHECKD	DATE	APPRVD	DATE
2063	A	RELEASED	JN	08/04/09	JWM	08/06/09	JWM	08/06/09



Lead Size: 20 AWG
Ø0.81mm Diameter

SPECIFICATION

1. Lead Material: Tin plated copper
2. Soldering characteristic: MIL-STD-202, Method 208E.
3. Insulating coating: Flame retardant epoxy, UL-94V-0
4. Operating Current: 2.5A~14.0A
5. Maximum Voltage: 16V
6. Temperature Range: -40°C to 85°C



Mfg. P/N	A Maximum	B Maximum	C Typical	D Minimum	E Maximum	F Typical	Hold Current	Trip Current	Max. Time To Trip	Maximum Current	Rated Voltage	Typical Power	Resistance Tolerance		Time-to-Trip Curve option
													RMIN	R1MAX	
							I _H , A	I _T , A	at 5xH	I _{MAX} , A	V _{MAX} , Vdc	P _d , W	ohms	ohms	
MC33151	7.1	11	5.1	7.6	3	1.2	3	5.1	2	100	16	2.3	0.034	0.105	Option B
MC33152	8.9	12.8	5.1	7.6	3	1.2	4	6.8	3.5	100	16	2.4	0.02	0.063	Option C
MC33153	10.4	14.3	5.1	7.6	3	1.2	5	8.5	3.6	100	16	2.6	0.014	0.044	Option D

DISCLAIMER:
ALL STATEMENTS AND TECHNICAL INFORMATION CONTAINED HEREIN ARE BASED UPON INFORMATION AND/OR TESTS WE BELIEVE TO BE ACCURATE AND RELIABLE. SINCE CONDITIONS OF USE ARE BEYOND OUR CONTROL, THE USER SHALL DETERMINE THE SUITABILITY OF THE PRODUCT FOR THE INTENDED USE AND ASSUME ALL RISK AND LIABILITY WHATSOEVER IN CONNECTION THEREWITH.

TOLERANCES:
UNLESS OTHERWISE SPECIFIED, DIMENSIONS ARE FOR REFERENCE PURPOSES ONLY.

DRAWN BY:	DATE:
Jason Nash	08/06/09
CHECKED BY:	DATE:
JWM	08/06/09
APPROVED BY:	DATE:
JWM	08/06/09

DRAWING TITLE:			
Radial Leaded PTC Resettable Fuse			
SIZE	DWG. NO.	ELECTRONIC FILE	REV
A	Ta-1189	Ta-1189.dwg	A
SCALE: NTS	U.O.M.: INCHES [mm]	SHEET: 1 OF 1	