



### Mounting plates

for KL

For component installation outside of the enclosure. Assembly screws included as accessories with the enclosure.

**Material:**

Sheet steel, 2 mm, zinc-plated, passivated



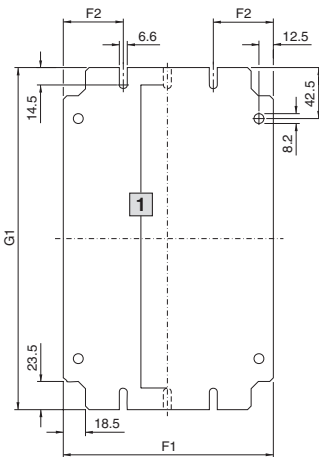
**Accessories:**

Self-tapping screws SZ 2487.000, see page 937.



**Possible alternative:**

Support rails, see page 927.



**1** Attachment in the centre only for 125 mm wide plates

For size mm	For Model No. KL	Dimensions in mm			Model No. KL
		G1	F1	F2	
150 x 150	1500.510, 1514.510, 1521.010	135	125	–	<b>1560.700</b>
200 x 150	1528.510, 1529.510	185	125	–	<b>1575.700</b>
300 x 150	1501.510, 1515.510, 1522.010, 1530.510	285	125	–	<b>1561.700</b>
400 x 150	1589.510	385	125	–	<b>1576.700</b>
200 x 200	1502.510, 1516.510, 1523.010	185	175	50	<b>1562.700</b>
300 x 200	1503.510, 1517.510, 1524.010, 1531.510	285	175	50	<b>1563.700</b>
400 x 200	1504.510, 1518.510, 1525.010, 1532.510	385	175	50	<b>1564.700</b>
500 x 200	1505.510, 1533.510	485	175	50	<b>1565.700</b>
600 x 200	1506.510, 1519.510, 1534.510	585	175	50	<b>1566.700</b>
800 x 200	1527.510, 1542.510	785	175	50	<b>1574.700</b>
300 x 300	1507.510, 1526.010, 1535.510	285	275	50	<b>1567.700</b>
400 x 300	1508.510, 1536.510	385	275	50	<b>1568.700</b>
500 x 300	1509.510, 1537.510	485	275	50	<b>1569.700</b>
600 x 300	1510.510, 1538.510	585	275	50	<b>1570.700</b>
400 x 400	1511.510, 1539.510	385	375	62.5	<b>1571.700</b>
600 x 400	1512.510, 1540.510	585	375	62.5	<b>1572.700</b>
800 x 400	1513.510, 1541.510	785	375	62.5	<b>1573.700</b>



### Mounting plate

for Premium KL

For installing at a distance from the rear panel.

**Material:**

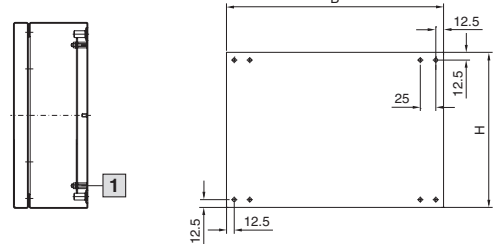
Sheet steel, zinc-plated, passivated

**Supply includes:**

Spacer bolts and assembly parts.

For KL enclosures	W (B) mm	H mm	Packs of	Model No. KL
1024.010 1024.020	100	100	1	<b>1024.910</b>
1024.030	250	150	1	<b>1024.920</b>
1024.040	350	250	1	<b>1024.930</b>

Mounting plate attachment



**1** Spacer bolts M5 x 15



### Mounting bracket

for Premium KL

For variable attachment of support rails on a 12.5 mm pitch pattern.

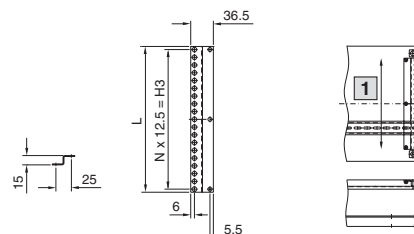
**Material:**

Stainless steel 1.4301

**Supply includes:**

Assembly parts.

For KL enclosures	L	N	Packs of	Model No. KL
1024.010 1024.020	85	6	2	<b>1024.810</b>
1024.030	135	10	2	<b>1024.820</b>
1024.040	235	18	2	<b>1024.830</b>



**1** Variable to mounting bracket