



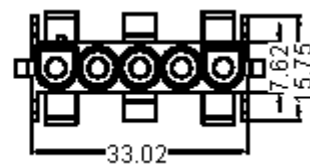
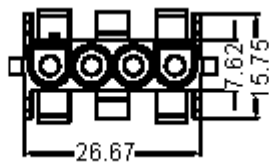
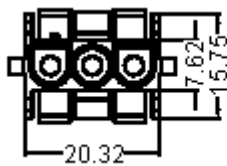
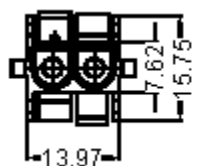
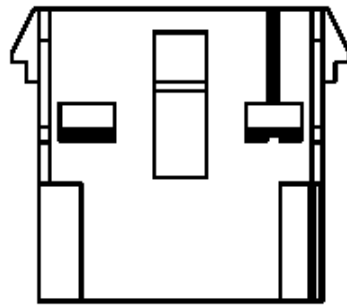
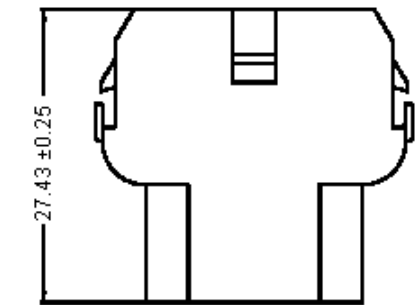
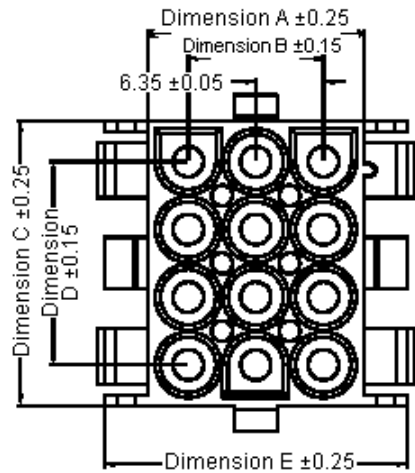
PART NO.

9635P Series

REVISIONS

ECN #	REV	DESCRIPTION	DRAWN	DATE	CHECKD	DATE	APPRVD	DATE
-	A	RELEASED	Veena	4/12/08	Suresh	4/12/08	Farnell	18/12/08

Plug Housing



9635P-02

9635P-03

9635P-04

9635P-05

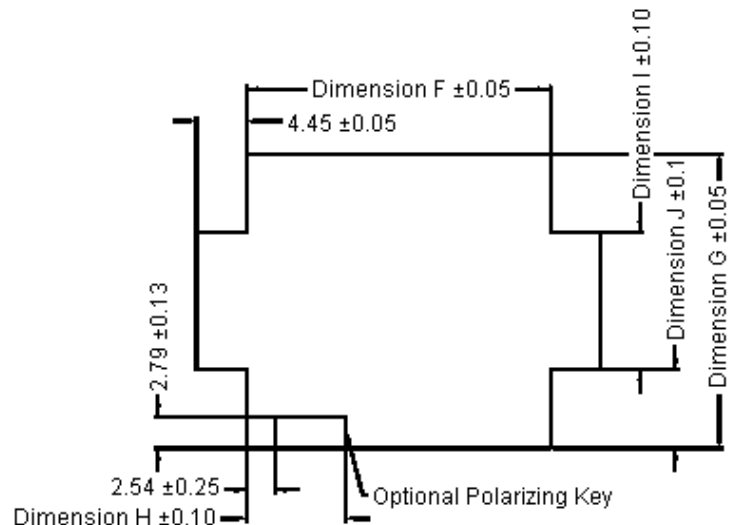
Dimensions : Millimetres

Specifications:

- Current rating : 13.0 Amperes.
- Voltage rating : 600V ac/dc.
- Maximum contact resistance : 20mΩ.
- Minimum insulation resistance : 1000MΩ.
- Withstanding voltage : 5000V ac/minute.
- Operating temperature range : -55°C to +105°C.

Materials:

- Insulator : Nylon 66.
- Colour : White.
- Contact Material : Brass.
- Finish : Tin plated.



Dimensions : Millimetres

**Recommended Panel Cutout**  
Panel Thickness: (0.76 to 2.29mm)

This data sheet and its contents (the "Information") belong to the Premier Farnell Group (the "Group") or are licensed to it. No licence is granted for the use of it other than for information purposes in connection with the products to which it relates. No licence of any intellectual property rights is granted. The Information is subject to change without notice and replaces all data sheets previously supplied. The Information supplied is believed to be accurate but the Group assumes no responsibility for its accuracy or completeness, any error in or omission from it or for any use made of it. Users of this data sheet should check for themselves the Information and the suitability of the products for their purpose and not make any assumptions based on information included or omitted. Liability for loss or damage resulting from any reliance on the Information or use of it (including liability resulting from negligence or where the Group was aware of the possibility of such loss or damage arising) is excluded. This will not operate to limit or restrict the Group's liability for death or personal injury resulting from its negligence. SPC MULTICOMP is the registered trademark of the Group. © Premier Farnell plc 2008.

TOLERANCES:  
UNLESS OTHERWISE SPECIFIED, DIMENSIONS ARE FOR REFERENCE PURPOSES ONLY.

DRAWN BY:	DATE:
Veena	04/12/08
CHECKED BY:	DATE:
Suresh	04/12/08
APPROVED BY:	DATE:
Farnell	18/12/08

DRAWING TITLE:			
6.35MM Plug Housing			
SIZE	DWG NO.	ELECTRONIC FILE	REV
A	M10001880	1687443-TDS_DWG	A
SCALE: NTS	U.O.M.: mm	SHEET: 1 OF 3	



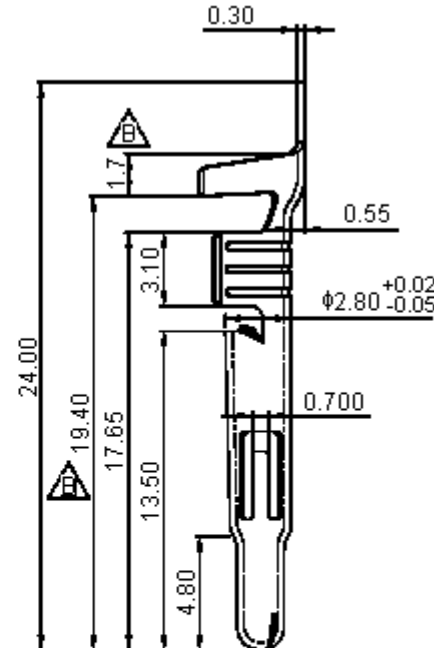
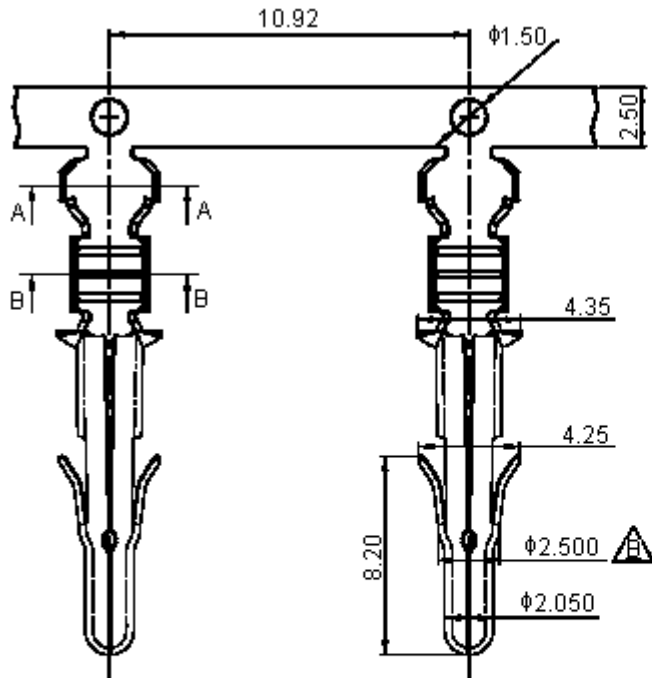
PART NO.

9635P Series

REVISIONS

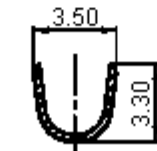
ECN #	REV	DESCRIPTION	DRAWN	DATE	CHECKD	DATE	APPRVD	DATE
-	A	RELEASED	Veena	4/12/08	Suresh	4/12/08	Farnell	18/12/08

Accessories - Crimp Pin

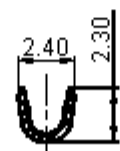


Specifications:

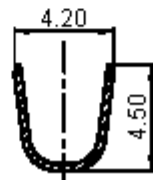
Material : Brass.  
Finish : Tin plated.



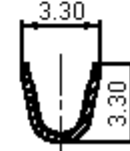
Section: A-A



Section: B-B



Section: A-A



Section: B-B

Dimensions : Millimetres

This data sheet and its contents (the "Information") belong to the Premier Farnell Group (the "Group") or are licensed to it. No licence is granted for the use of it other than for information purposes in connection with the products to which it relates. No licence of any intellectual property rights is granted. The Information is subject to change without notice and replaces all data sheets previously supplied. The Information supplied is believed to be accurate but the Group assumes no responsibility for its accuracy or completeness, any error in or omission from it or for any use made of it. Users of this data sheet should check for themselves the Information and the suitability of the products for their purpose and not make any assumptions based on information included or omitted. Liability for loss or damage resulting from any reliance on the Information or use of it (including liability resulting from negligence or where the Group was aware of the possibility of such loss or damage arising) is excluded. This will not operate to limit or restrict the Group's liability for death or personal injury resulting from its negligence. SPC MULTICOMP is the registered trademark of the Group. © Premier Farnell plc 2008.

TOLERANCES:

UNLESS OTHERWISE SPECIFIED, DIMENSIONS ARE FOR REFERENCE PURPOSES ONLY.

DRAWN BY:	DATE:
Veena	04/12/08
CHECKED BY:	DATE:
Suresh	04/12/08
APPROVED BY:	DATE:
Farnell	18/12/08

DRAWING TITLE:

6.35MM Plug Housing

SIZE	DWG NO.	ELECTRONIC FILE	REV
A	M10001880	1687443-TDS_DWG	A
SCALE: NTS	U.O.M.: mm	SHEET: 2 OF 3	



PART NO.

9635P Series

REVISIONS

ECN #	REV	DESCRIPTION	DRAWN	DATE	CHECKD	DATE	APPRVD	DATE
-	A	RELEASED	Veena	4/12/08	Suresh	4/12/08	Farnell	18/12/08

Specification Table

Type	Number of Position	A	B	C	D	E	F	G	H	I	J	Wire Application	Part Number
Receptacle Housing	2	7.62	-	13.97	6.35	15.75	14.35	13.46	6.35	8.64	2.41	16 to 22AWG	9635P-02
	3		-	20.32	12.70		20.70						9635P-03
	4		-	26.67	19.05		27.05						9635P-04
	5		-	33.02	25.40		33.40						9635P-05
Crimp Pin	-	-	-	-	-	-	-	-	-	-	-	16 to 20AWG	9635TP-1620-A
	-	-	-	-	-	-	-	-	-	-	-	18 to 22AWG	9635TP-1822-A

Dimensions : Millimetres

Part Number Explanation:

Plug Housing

9635

P

-

02

Plug

Number of Positions

Accessories - Crimp Pin

9635

TP

-

1620

-

-

A

Male Terminal

Wire Awg

Tin Plated

Split Pin 1 to 5Pin Apply

<http://www.farnell.com>

<http://www.newark.com>

<http://www.cpc.co.uk>

Number of Positions : 02 = 2, 03 = 3, 04 = 4 and 05 = 5 Positions.

This data sheet and its contents (the "Information") belong to the Premier Farnell Group (the "Group") or are licensed to it. No licence is granted for the use of it other than for information purposes in connection with the products to which it relates. No licence of any intellectual property rights is granted. The Information is subject to change without notice and replaces all data sheets previously supplied. The Information supplied is believed to be accurate but the Group assumes no responsibility for its accuracy or completeness, any error in or omission from it or for any use made of it. Users of this data sheet should check for themselves the Information and the suitability of the products for their purpose and not make any assumptions based on information included or omitted. Liability for loss or damage resulting from any reliance on the Information or use of it (including liability resulting from negligence or where the Group was aware of the possibility of such loss or damage arising) is excluded. This will not operate to limit or restrict the Group's liability for death or personal injury resulting from its negligence. SPC MULTICOMP is the registered trademark of the Group. © Premier Farnell plc 2008.

TOLERANCES:

UNLESS OTHERWISE SPECIFIED, DIMENSIONS ARE FOR REFERENCE PURPOSES ONLY.

DRAWN BY:	DATE:
Veena	04/12/08
CHECKED BY:	DATE:
Suresh	04/12/08
APPROVED BY:	DATE:
Farnell	18/12/08

DRAWING TITLE:

6.35MM Plug Housing

SIZE A	DWG NO. M10001880	ELECTRONIC FILE 1687443-TDS_DWG	REV A
SCALE: NTS		U.O.M.: mm	SHEET: 3 OF 3