


BX Series

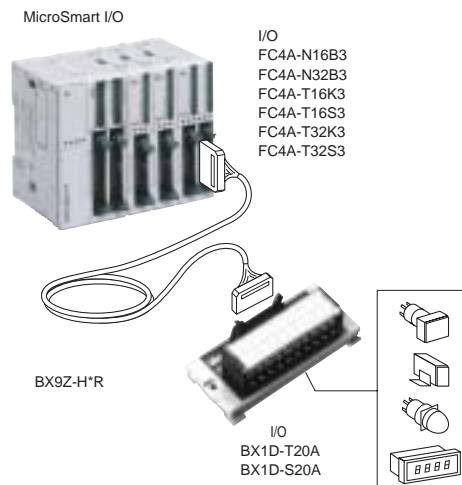
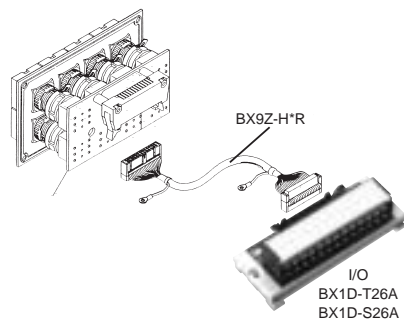
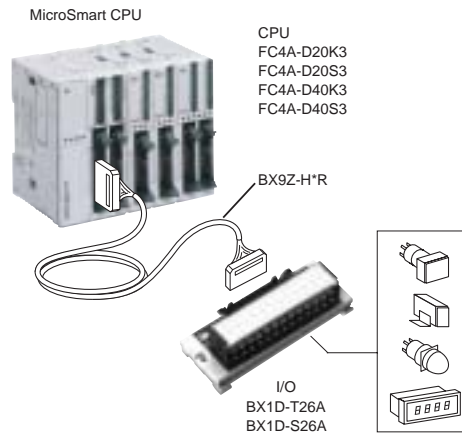
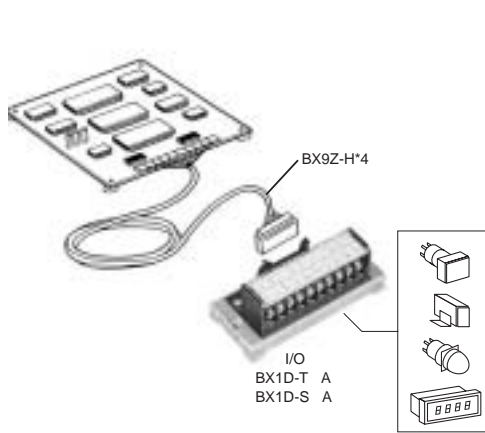


Key features of the BX series break-out modules include:

- Unique touch-down terminals
- All units are molded from UL94-V0 material with excellent flame- and shock-resistance
- Mount on DIN rail or flat surface
- Current capacity: 1A
- Available with 16, 20, 26, 34, 40, and 50 pins
- UL and CSA approvals
- Hinged covers with built-in marking strips

Specifications	Terminal Width	7.62mm (M3 screw)
	Rated Voltage	125V
	Rated Current	1A
	Rated Wire Size	22-14 AWG (2mm ²)
	Insulation Resistance	100MΩ minimum (500V DC)
	Dielectric Strength	500V AC, 1 minute
	Operating Temperature	-10 to 65°C
	Humidity Range	45 to 85% RH
	Housing Material	PPE resin (UL94-V0)
	Terminals/Connector	PBT resin (UL94-V0)

BX Series Application Examples



*See cable selection table next page.

Part Numbers

Part Numbers: Break-Out Modules and Cables

Accessories

	Pins	Terminal Style	Module Part Number	Cable Part Number			Remarks
				MIL to Single Connectors	MIL to MIL Shielded	MIL to MIL Non-shielded	
Standard MIL Connector Modules	16	Touch-down	BX1D-T16A	BX9Z-H#D4	-	-	
		Screw	BX1D-S16A				
	20	Touch-down	BX1D-T20A	BX9Z-H#E4	FC9Z-H100C20A or FC9Z-H#A20	FC9Z-H#B20	
		Screw	BX1D-S20A				
	26	Touch-down	BX1D-T26A	FC9Z-H100C26A	FC9Z-H#A26	FC9Z-H#B26	
		Screw	BX1D-S26A				
	34	Touch-down	BX1D-T34A	BX9Z-H#F4	-	-	
		Screw	BX1D-S34A				
	40	Touch-down	BX1D-T40A	BX9Z-H#G4	-	-	
		Screw	BX1D-S40A				
	50	Touch-down	BX1D-T50A	BX9Z-H#H4	-	-	
		Screw	BX1D-S50A				



- For BX terminal arrangements, see page K-21.
- # = length codes:
 100 = 39.4" (1 meter)
 200 = 78.7" (2 meter)
 300 = 118.1" (3 meter)

Part Numbers: DIN Rail, DIN Rail Stops, Marking Strips, and Fasteners

Description	Use with	Diagram	Part No.	Remarks
DIN Rail	All BX series		BNDN1000	<ol style="list-style-type: none"> The length is 39.37" (1,000mm). For calculating the rail lengths required, see the instructions on page K-13. DIN rail material is aluminum.
DIN Rail Stop	All BX series		BNL6	<ol style="list-style-type: none"> Rail stops prevent side-to-side movement. Use rail stops on BNDN1000 DIN rails.

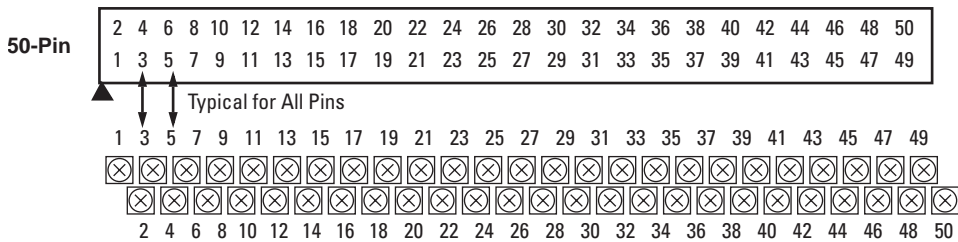
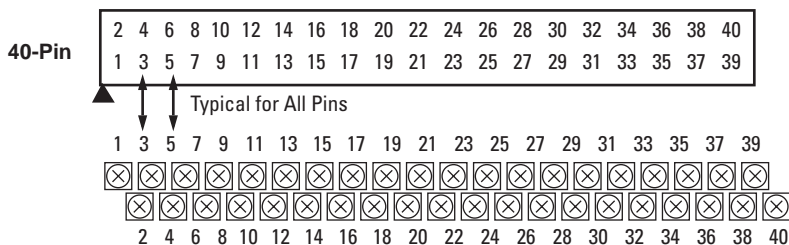
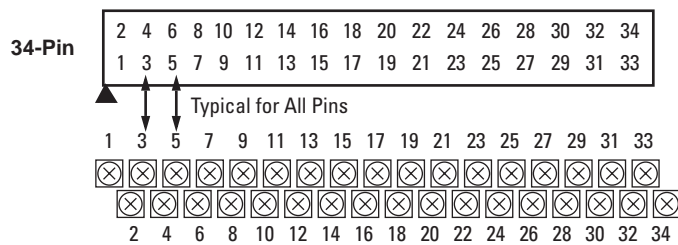
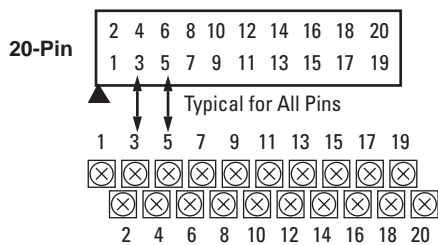
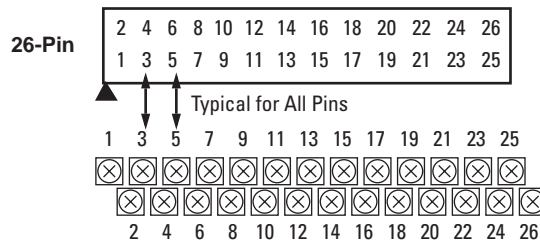
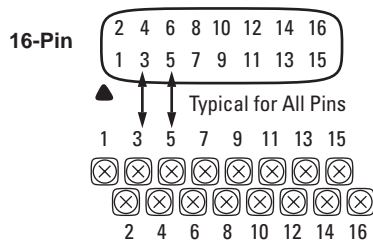


Marking strips are compatible with all terminal blocks.

P

Terminal Blocks

Terminal Arrangements: BX Series



Dimensions: BX Series

Dimensions:

Part No.	Pins	Dimensions		Diagram
		L	A	
BX1D-T16A BX1D-S16A	16	3.66" (94mm)	3.27" (84mm)	
BX1D-T20A BX1D-S20A	20	4.29" (113mm)	3.89" (103mm)	
BS1D-T26A BX1D-S26A	26	5.20" (132mm)	4.80" (122mm)	
BX1D-T34A BX1D-S34A	34	6.38" (162mm)	5.98" (152mm)	
BX1D-T40A BX1D-S40A	40	7.28" (185mm)	6.89" (175mm)	
BX1D-T50A BX1D-S50A	50	8.78" (223mm)	8.39" (213mm)	