

MINI MCR-SL-UI-REL

Order No.: 2864480



<http://eshop.phoenixcontact.de/phoenix/treeViewClick.do?UID=2864480>


MCR limit value switch, with adjustable hysteresis and delay time, with screw connection



Commercial data	
EAN	4017918974879
sales group	H525
Pack	1 pcs.
Customs tariff	85389091
Weight/Piece	0.07534 KG
Catalog page information	Page 346 (IF-2009)

Product notes

WEEE/RoHS-compliant since: 11/17/2006



<http://www.download.phoenixcontact.com>
Please note that the data given here has been taken from the online catalog. For comprehensive information and data, please refer to the user documentation. The General Terms and Conditions of Use apply to Internet downloads.

Product description

The 6.2 mm wide configurable 3-way threshold value switch MINI MCR-SL-UI-REL... is used to control and monitor analog standard signals.

On the input side, the analog standards signals 0...20 mA or 0...10 V per DIP switch can be set. On the output side, a relay with PDT contact is available. The switching thresholds are set via potentiometer.

The DIP switches located on the side of the housing have the following functions:

- Configuration of the switching hysteresis,
- Configuration of the operating and closed circuit current behavior,
- Setting of relay pickup times
- Setting of dropout delay

The relay status is indicated by a yellow LED on the front of the housing.

Power (19.2 V DC to 30 V DC) can be supplied through connection terminal blocks on the modules or in conjunction with the DIN rail connector.

Technical data

Input data

Voltage input signal	0 V ... 10 V
Current input signal	0 mA ... 20 mA
Max. input voltage	30 V
Max. input current	100 mA
Input resistance of voltage input	> 100 k Ω
Input resistance current input	50 Ω

Switching output

Output name	Relay output
Contact type	1 PDT
Contact material	AgSnO ₂ , hard gold-plated
Maximum switching voltage	250 V AC
Limiting continuous current	2 A
Setting range of the response delay	0 s ... 10 s (0 s; 1 s; 2 s; 3 s; 4 s; 6 s; 8 s; 10 s)
Internal hysteresis	(0.1 %; 1 %; 2.5 %; 5 %)

Power supply

Nominal supply voltage	24 V DC
Range of supply voltages	19.2 V DC ... 30 V DC (to bridge the supply voltage, the DIN rail connector (ME 6,2 TBUS-2 1,5/5-ST-3,81 GN, Order No. 2869728) can be used. It can be snapped onto a 35 mm DIN rail according to EN 60715)
Max. current consumption	< 14 mA (for 24 V DC)
Power consumption	< 330 mW (for 24 V DC)

Connection data

Type of connection	Screw connection
Conductor cross section solid min.	0.14 mm ²

Conductor cross section solid max.	2.5 mm ²
Conductor cross section stranded min.	0.2 mm ²
Conductor cross section stranded max.	2.5 mm ²
Conductor cross section AWG/kcmil min.	26
Conductor cross section AWG/kcmil max	12
Stripping length	12 mm
Screw thread	M3

General data

No. of channels	1
Width	6.2 mm
Height	93.1 mm
Depth	102.5 mm
Maximum temperature coefficient	< 0.02 %/K
Linearity error	< 0.05 % (of end value)
Step response (10-90%)	< 35 ms
Ambient temperature (operation)	-20 °C ... 65 °C
Ambient temperature (storage/transport)	-40 °C ... 85 °C
Degree of protection	IP20
Pollution degree	2
Surge voltage category	II
Electromagnetic compatibility	Conformance with EMC directive 2004/108/EC
Emitted interference	EN 61000-6-4
Immunity to interference	EN 61000-6-2:2005
Color	green
Housing material	PBT
Mounting position	Any
Assembly instructions	The DIN rail bus connector (T-BUS) can be used for bridging the supply voltage. It can be snapped onto a 35 mm EN 60715 DIN rail.
Conformity	CE compliant
ATEX	<input type="checkbox"/> II 3 G Ex nAC IIC T4 X
UL, USA	Class I, Zone 2, AEx nC IIC T6
UL, USA / Canada	UL 508 Recognized
UL, Canada	Class I, Zone 2, Ex nC IIC T6
GL	GL EMC 2 D

Certificates / Approvals



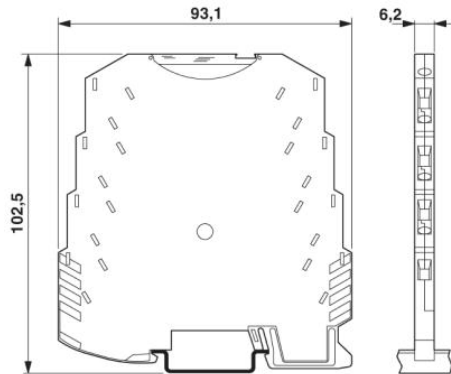
Certification	CUL, GL, UL
Certification Ex:	CUL-EX LIS, UL-EX LIS

Accessories

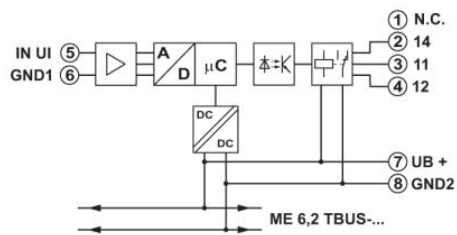
Item	Designation	Description
General		
2308111	MINI MCR DKL	Fold up transparent cover for MINI MCR modules with additional labeling option using insert strips and flat Zack marker strip 6.2 mm
2810272	MINI MCR-DKL-LABEL	Label for extended marking of MINI MCR modules in connection with the MINI MCR-DKL
2864134	MINI MCR-SL-PTB	MCR power terminal block for supplying several MINI Analog modules via the DIN rail connectors, with screw connection, current consumption up to max. 2 A
2864147	MINI MCR-SL-PTB-SP	MCR power terminal block for supplying several MINI-ANALOG modules via the DIN rail connectors, with spring-cage connection, current consumption up to max. 2 A
2811268	MINI MCR-SL-V8-FLK 16-A	Eight MINI analog signal converters with screw connection method can be connected to a control system using a system adapter and system cabling with a minimum of wiring and very low error risk.
2866653	MINI-PS-100-240AC/24DC/1.5/EX	DIN rail power supply unit, primary-switched mode, slim design, output: 24 V DC / 1.5 A, ATEX approval
2866983	MINI-SYS-PS-100-240AC/24DC/1.5	DIN rail power supply unit, primary-switched mode, slim design, output: 24 V DC / 1.5 A

Diagrams/Drawings

Dimensioned drawing



Circuit diagram



Approbationslogos (EX-Bereich)



Address

PHOENIX CONTACT Deutschland GmbH
Flachmarktstr. 8
32825 Blomberg, Germany
Phone +49 5235 3 12000
Fax +49 5235 3 41200
<http://www.phoenixcontact.de>



© 2010 Phoenix Contact
Technical modifications reserved;