

MODELS LT/MLT • LINEAR POSITION TRANSDUCER

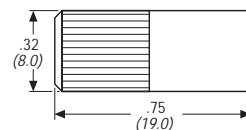
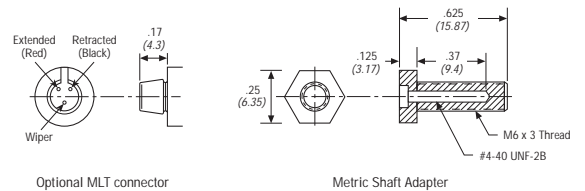
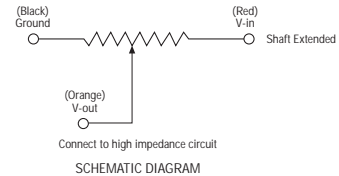
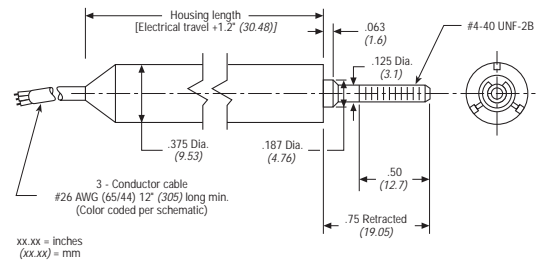
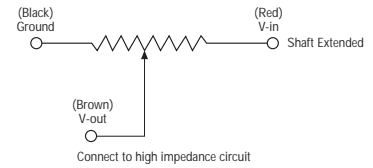
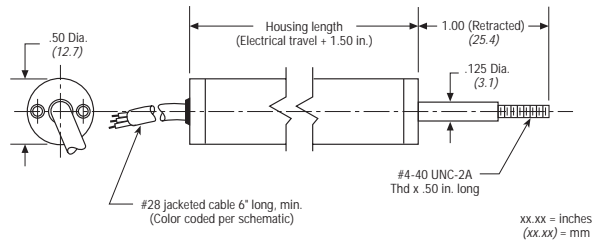
TECHNICAL SPECIFICATIONS

MODELS	LT	MLT
MECHANICAL		
Total Mechanical Travel	1.05 to 10.05 in. (min) 26.7 to 255.3 mm (min)	.55 to 6.05 in. (min) 13.9 to 153.7 mm (min)
Starting Force	1.0 oz (max)	
Shock	50 g 11 ms half sine	
Vibration	20 g rms 5 Hz to 2 KHz (MLT only)	
Life	One billion dither operations	
ELECTRICAL		
Theoretical Electrical Travel (in 1" increments)	1 to 10 in. (25.4 to 254.0mm)	1/2 to 6 in. (12.7 to 152.4mm)
Independent Linearity	±1.0%	
Total Resistance	1000 Ω/in. electrical travel	1500 Ω/in. electrical travel
Resistance Tolerance	±20%	
Operating Temperature	-40° to 80°C (-40° to 176°F)	
Resolution	Infinite	
Insulation Resistance	1000 MΩ @ 500 Vdc	500 MΩ @ 500 Vdc
Dielectric Strength	1000 V rms	
Power Rating	0.25 Watt/in. electrical travel	0.20 Watt/in. electrical travel
Recommended Wiper Current	<1μA	

OPTIONS**

- Other resistance values
- Independent Linearity to ± .1% Travels > 1 inch*
- Water resistant seal***
- Three pin connector for MLT

DIMENSIONS



MLT Mating Connector

*5-95% of Theoretical Electrical Travel
 **Minimum quantities may be required.
 ***LT only, 12 oz. (340 g) max. starting force
 NOTE: Do not test using an Ohmmeter on Rx 1 scale or other current devices.
 Excessive wiper current can cause output error or damage.
 Zero side load is recommended to achieve maximum life.