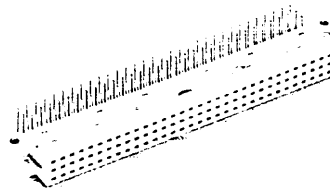


316-829/830



Number of contacts

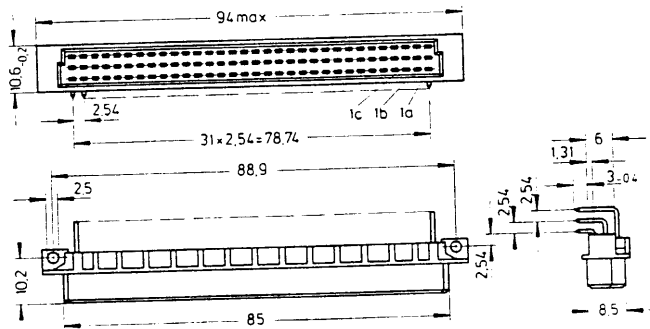
96, 64, 32



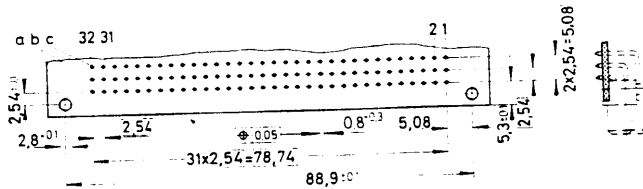
Female connectors

Identification	Number of contacts	Contact arrangement	Performance levels according to DIN 41 612, explanations page 10		
			3	2	1
Female connector with angled solder pins	96		09 73 196 7801	09 73 196 6801	09 73 196 2801*
	64		09 73 164 7801	09 73 164 6801	09 73 164 2801*
	32		09 73 132 7801	09 73 132 6801	09 73 132 2801*
	32		09 73 132 7811	09 73 132 6811	09 73 132 2811*

Dimensions



Board drillings



Dimensions in mm