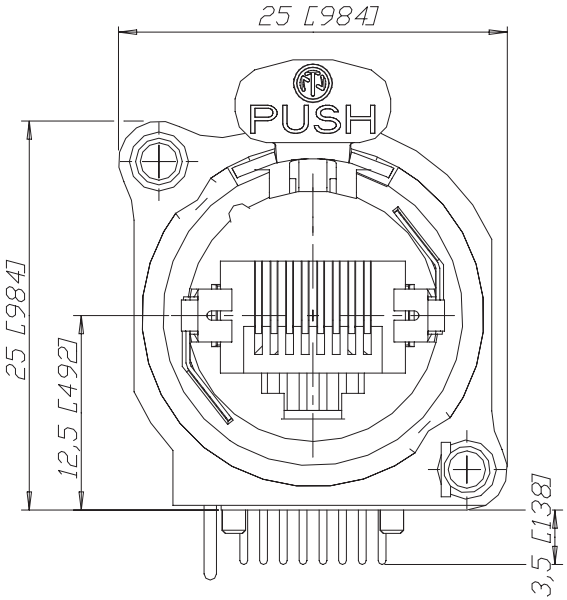

Print Bohrplan Bestückungsseite
PCB-Layout (component side)

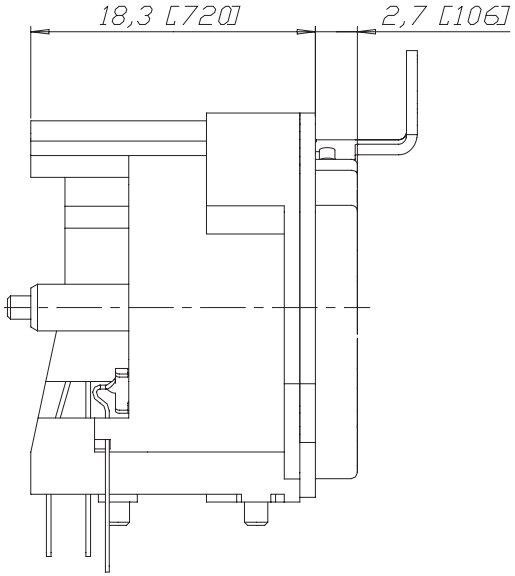

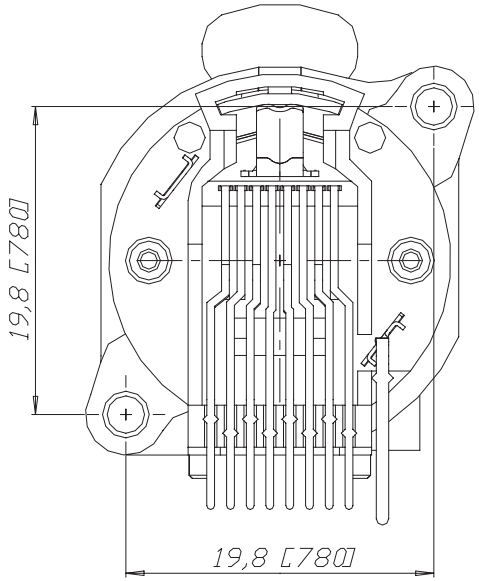

Frontplattenausschnitt (Rückseite)
Panel cut out (rear side)

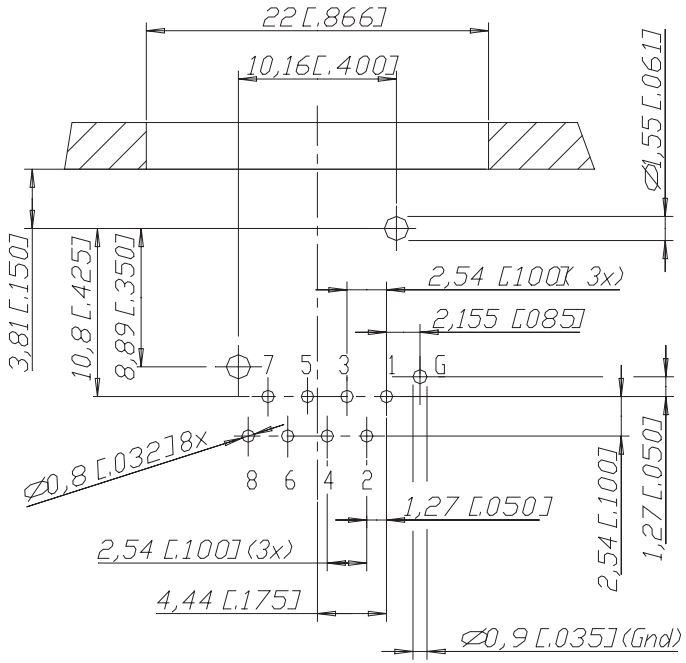

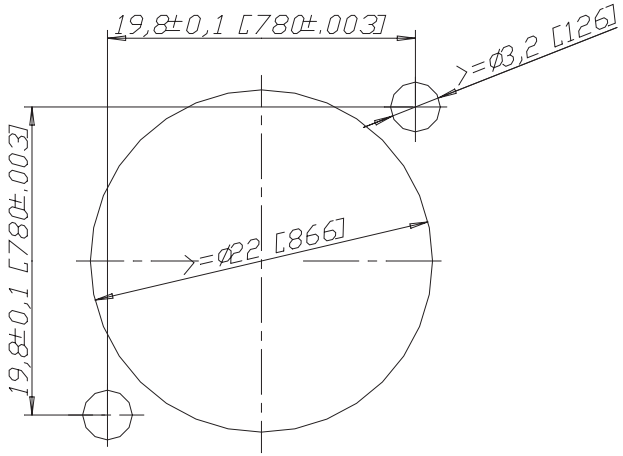

min. Einbauabstand
min. assembling distance

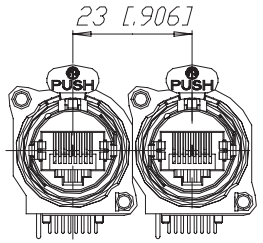

1:1

				*)Lieferant darf ohne Rueckspracche nicht geaendert werden	Werkstoff:	Massstab: 3:1 (A3)		Datum	Name
							Gezeichnet	16.08.01	Battlogg
				Zeichnung urheberrechtlich geschuetzt (DIN 34) (C)			Geprueft		
							Gesehen		
				Benennung: EtherCon NE8FAH			Ersetzt durch:		Blatt
							Ersatz fuer:		von Blatt
Ind.	Aenderung	Datum	Name	NEUTRIK AG FL-9494 SCHAAN			Zeichn. Nr. 3102 St 2119		