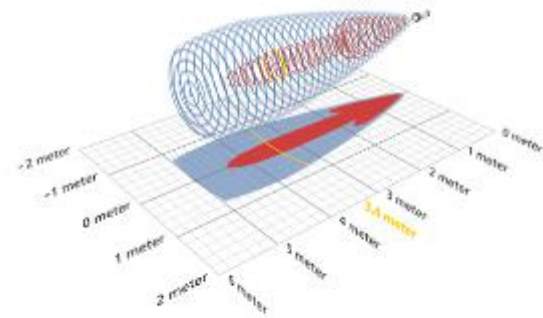
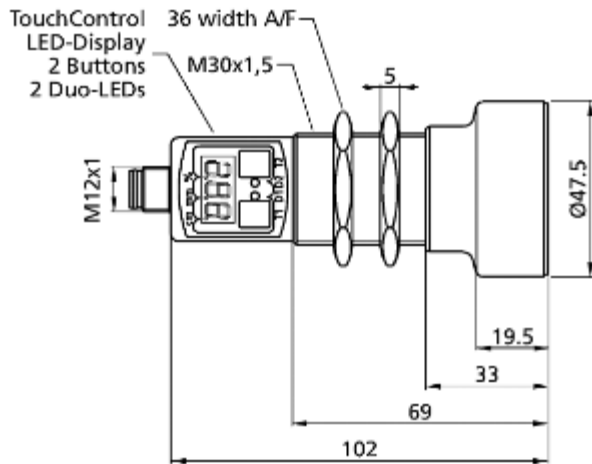


mic+340/D/TC

€ mark for sensor comparison

housing detection zone



1 x pnp5,000 mm

operating range	350 - 3,400 mm
design	cylindrical M30
operating mode	proximity switch/reflective mode reflective barrier window mode
ultrasonic -specific	
means of measurement	echo propagation time
transducer frequency	120 kHz
blind zone	350 mm
operating range	3,400 mm
maximum range	5,000 mm
angle of beam spread	please see graphics detection zone
resolution/sampling rate	0.18 mm
reproducibility	± 0.15 %
accuracy	≤ 2 % (temperature drift internal compensation)
electrical data	
operating voltage U_B	9 - 30 V d.c., reverse polarity protection
voltage ripple	± 10 %
no-load current consumption	≤ 80 mA
type of connection	5-pin M12 initiator plug

outputs

output 1	switching output pnp: $I_{\max} = 200 \text{ mA}$ ($U_B = 2V$) NOC/NCC adjustable, short-circuit-proof
switching hysteresis	50 mm
switching frequency	3 Hz
response time	180 ms
delay prior to availability	< 300 ms

inputs

input 1	com input synchronisation input
---------	------------------------------------

housing

material	brass sleeve, nickel-plated, plastic parts, PBT, TPU
ultrasonic transducer	polyurethane foam, epoxy resin with glass contents
class of protection to EN 60529	IP 67
operating temperature	-25°C to +70°C
storage temperature	-40°C to +85°C
weight	165 g
further versions	stainless steel cable connection (on request)
further versions	mic+340/D/TC/E

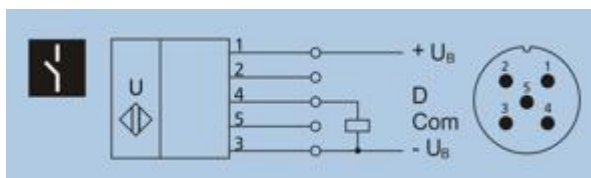
technical features/characteristics

temperature compensation	yes
controls	2 pushbuttons + LED display (TouchControl)
scope for settings	Teach-in TouchControl LCA-2 with LinkCopy or LinkControl software
synchronization	yes
multiplex	yes
indicators	3-digit LED display, 2 x three-colour LED
particularities	display

documentation & accessories

user's manual	BA_ENG_mic+xxxD.pdf
STEP	mic+340_XX_TC_STP.zip
IGS	mic+340_XX_TC_IGS.zip
IPT	mic+340_XX_TC_IPT.zip
PDF	mic+340_XX_TC_PDF.zip
SAT	mic+340_XX_TC_SAT.zip

deployable accessory



[KST5A-2/M12](#)
[KST5A-5/M12](#)
[KST5G-2/M12](#)
[KST5G-5/M12](#)
[BF-30](#)
[LCA-2](#)
[LCA-2 Koffer](#)

pin assignment

order no.

mic+340/D/TC