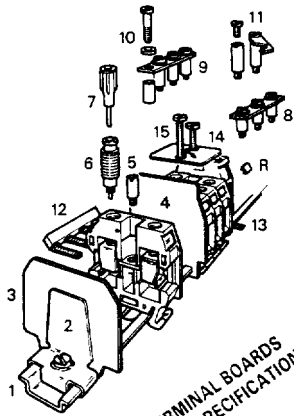


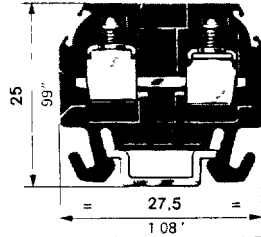
**Compression clamp/  
compression clamp  
and compression clamp/  
quick-connect  
terminal blocks**



PREASSEMBLED TERMINAL BOARDS  
AVAILABLE ON YOUR SPECIFICATION

**DR 1,5/5**

Spacing 5 mm + 0,08 ( 200" )

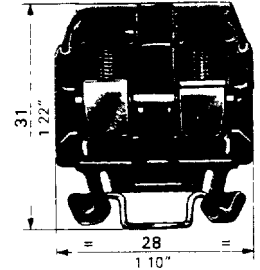


**DR 4/6  
DR 4/6.N**

Spacing 6 mm + 0,05 ( 238" )



150 - 221



Type	Part number	Type	Part number	Type	Part number
Grey body Tapped connector bar M 2,6 DR 1,5/5	112 086.02			Grey body DR 4/6	110 491.17
				Blue body Tapped connector bar M 2,6 DR 4/6 N	120 491.11

**Characteristics**

Wire size (see generalities)	Comp clamp	Solid wire Stranded wire	DIN-VDE	UL	CSA	NFC-UTE	DIN-VDE	UL	CSA	NFC-UTE	DIN-VDE	UL	CSA	NFC-UTE	
			0-2,5 mm <sup>2</sup> 0-1,5 mm <sup>2</sup>	22-12 AWG	14 AWG	0-2,5 mm <sup>2</sup> 0-1,5 mm <sup>2</sup>							0-4 mm <sup>2</sup> 0-4 mm <sup>2</sup>	28-12 AWG	18-12 AWG
Rated voltage	V	~ AC	250 Gr C	300	300	125 Cat C					500 Gr C	250	300	150	400 Cat C
		= DC	300 Gr C			125 Cat C					600 Gr C				250 Cat C
Rated current	A		20	20	20	22					35	20	10	25	30
Rated wire size			1,5 mm <sup>2</sup>	12 AWG	14 AWG	1,5 mm <sup>2</sup>					4 mm <sup>2</sup>	12 AWG	12 AWG	2,5 mm <sup>2</sup>	

**Other characteristics**

For compression clamp connection	Wire stripping length	Recommended screwdriver	Recommended torque	Protection	Wire stripping length	Recommended screwdriver	Recommended torque	Protection	Wire stripping length	Recommended screwdriver	Recommended torque	Protection
		8,5 mm 34"	3,5 mm							9,5 mm 38"	4 mm	

**Approvals (Contact Entelec)**

UL	CE				By				UL	CE			
----	----	--	--	--	----	--	--	--	----	----	--	--	--

**Accessories**

	Type	Part number	Type	Part number	Type	Part number
1 Rail 15x5	DIN 2	PR2 prepunched	164 600.12	PR2 prepunched	164 600.12	
2 End stop		BA2 th. 10 mm	164 716.21	BA2 th. 10 mm	164 716.21	
3 End section	grey blue colourless	FEDR5 th. 1 mm	117 318.23	FEDR61 th. 1 mm	117 600.03	
4 Circuit separator		FEDR61 th. 1 mm	127 600.05	SCDR61 th. 0,3 mm	173 016.10	
5 Test socket		AL2 DIA. 2 mm	167 319.06	AL2 DIA. 2 mm	167 319.06	
6 Test device		FC2 DIA. 2 mm	7 865.26	FC2 DIA. 2 mm	7 865.26	
7 Test plug				FC2 DIA. 2 mm	7 865.26	
8 Assembled jumper bar				FC2 DIA. 2 mm	7 865.26	
9 Jumper bar not preassembled		BJS5 20 poles	177 652.06	BJS5 30 poles	164 949.03	
		EVD5	167 900.02			
		PC51 10 poles	167 908.06			
				BJPD6	173 223.24	
				PC61 10 poles	163 311.22	
				EPD61	173 206.04	
				VSPD61	173 207.05	

R See markers and other accessories for series DR blocks

(5) Use of these accessories requires the user to cut out the partition.