

PRELIMINARY SPEC

Part Number: KPHBM-2012PBASURKC

BLUE / HYPER RED



ATTENTION
OBSERVE PRECAUTIONS
FOR HANDLING
ELECTROSTATIC
DISCHARGE
SENSITIVE
DEVICES

Features

- 2.0mmx1.25mm SMT LED, 0.45mm MAX. THICKNESS.
- BI -COLOR, LOW POWER CONSUMPTION.
- WIDE VIEWING ANGLE.
- IDEAL FOR BACKLIGHT AND INDICATOR.
- PACKAGE : 2000PCS / REEL.
- MOISTURE SENSITIVITY LEVEL : LEVEL 3.
- RoHS COMPLIANT.

Description

The Blue source color devices are made with InGaN on SiC Light Emitting Diode.

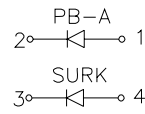
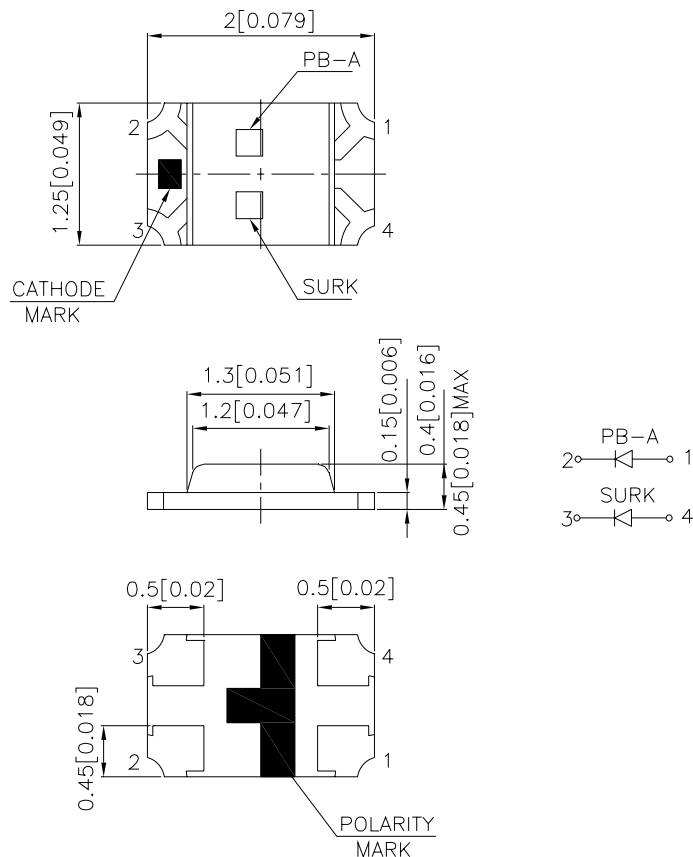
The Hyper Red source color devices are made with DH InGaAlP on GaAs substrate Light Emitting Diode.

Static electricity and surge damage the LEDs.

It is recommended to use a wrist band or anti-electrostatic glove when handling the LEDs.

All devices, equipment and machinery must be electrically grounded.

Package Dimensions



Notes:

1. All dimensions are in millimeters (inches).
2. Tolerance is $\pm 0.1(0.004)$ unless otherwise noted.
3. Specifications are subject to change without notice.

Selection Guide

Part No.	Dice	Lens Type	Iv (mcd) [2] @ 20mA		Viewing Angle[1]
			Min.	Typ.	2θ1/2
KPHBM-2012PBASURKC	BLUE (InGaN)	WATER CLEAR	18	50	120°
	HYPER RED (InGaAlP)		70	200	

Notes:

1. θ1/2 is the angle from optical centerline where the luminous intensity is 1/2 the optical centerline value.
2. Luminous intensity / luminous flux: +/-15%.

Electrical / Optical Characteristics at TA=25°C

Symbol	Parameter	Device	Typ.	Max.	Units	Test Conditions
λ _{peak}	Peak Wavelength	Blue Hyper Red	468 650		nm	I _F =20mA
λ _D [1]	Dominant Wavelength	Blue Hyper Red	470 635		nm	I _F =20mA
Δλ 1/2	Spectral Line Half-width	Blue Hyper Red	21 28		nm	I _F =20mA
C	Capacitance	Blue Hyper Red	100 35		pF	V _F =0V;f=1MHz
V _F [2]	Forward Voltage	Blue Hyper Red	3.3 1.95	3.8 2.5	V	I _F =20mA
I _R	Reverse Current	Blue Hyper Red		10 10	uA	V _R = 5V

Notes:

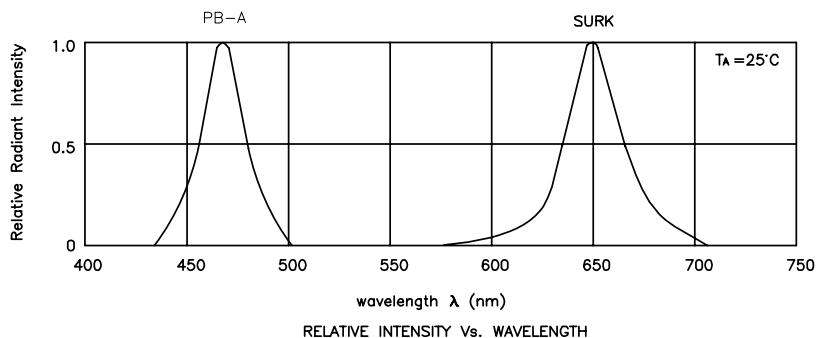
1. Wavelength: +/-1nm.
2. Forward Voltage: +/-0.1V.

Absolute Maximum Ratings at TA=25°C

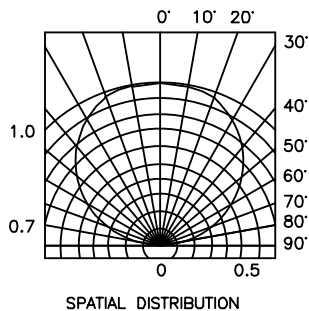
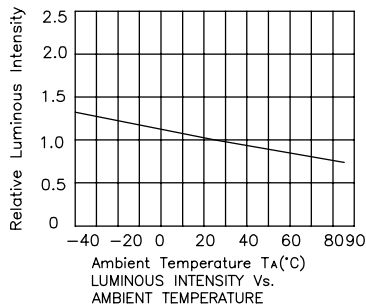
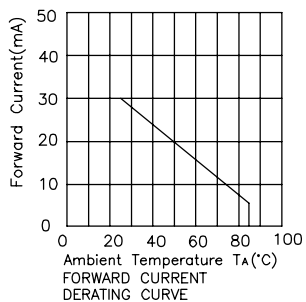
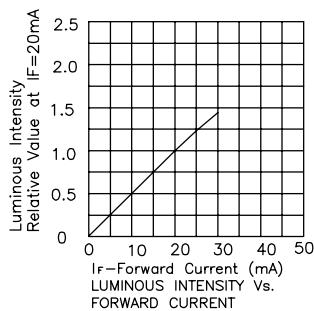
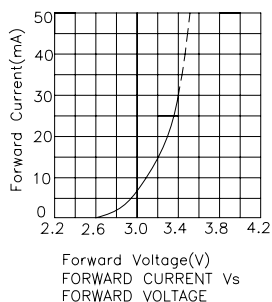
Parameter	Blue	Hyper Red	Units
Power dissipation	114	75	mW
DC Forward Current	30	30	mA
Peak Forward Current [1]	100	185	mA
Reverse Voltage	5		V
Operating / storage Temperature	-40°C To +85°C		

Note:

1. 1/10 Duty Cycle, 0.1ms Pulse Width.

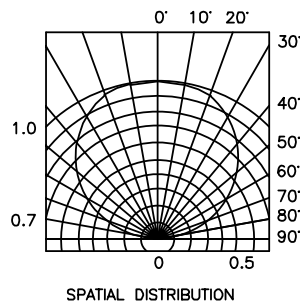
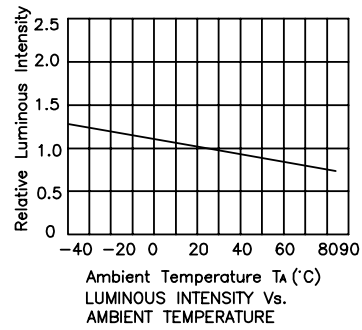
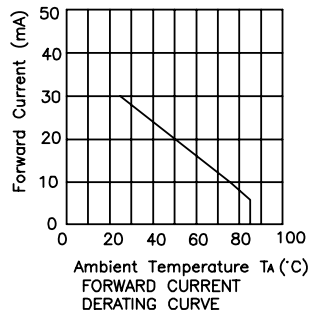
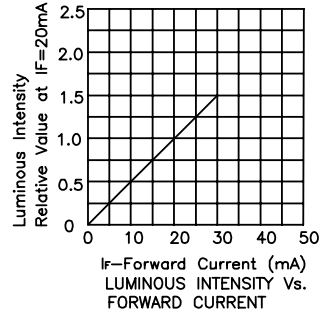
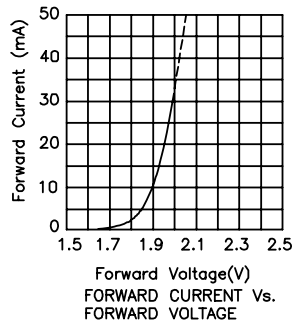


KPHBM-2012PBASURKC Blue



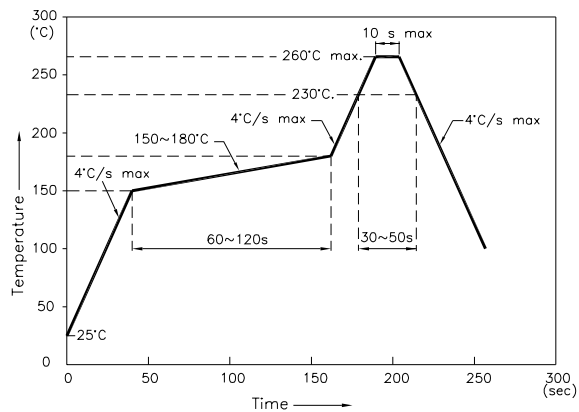
Kingbright

Hyper Red



KPHBM-2012PBASURKC

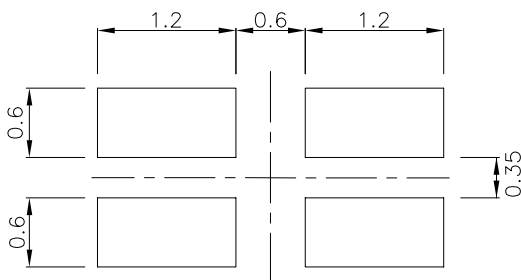
Reflow Soldering Profile For Lead-free SMT Process.



NOTES:

1. We recommend the reflow temperature 245°C(+/-5°C). The maximum soldering temperature should be limited to 260°C.
2. Don't cause stress to the epoxy resin while it is exposed to high temperature.
3. Number of reflow process shall be 2 times or less.

Recommended Soldering Pattern (Units : mm; Tolerance: ±0.1)



Tape Specifications (Units : mm)

