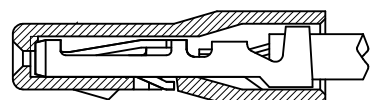


⊕ 0.3 Y Z

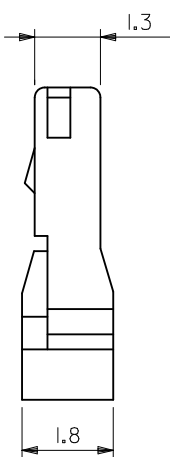
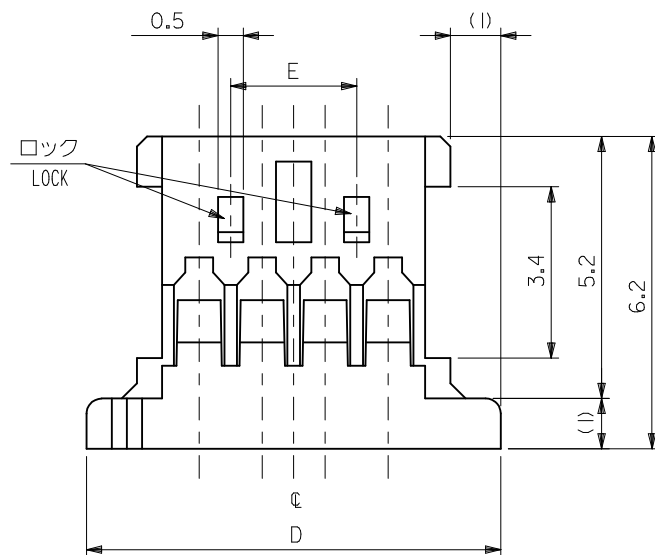
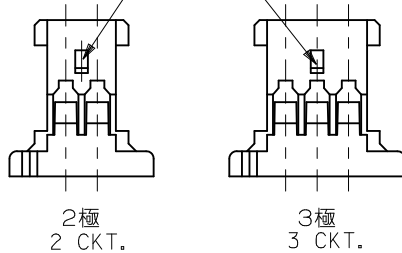
ロック LOCK



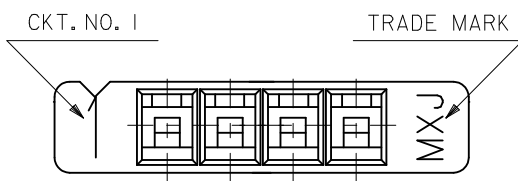
ターミナル装着状態図  
TERMINAL ASSEMBLY DRAWING

注記 NOTES

1. 嵌合相手: 53779-\*\*10, 53780-\*\*10  
MATES: 53779-\*\*10, 53780-\*\*10
2. 適合ターミナル: 50641-8\*\*\*  
APPLICABLE TERMINAL: 50641-8\*\*\*
3. 偶数極の製品に適用。  
APPLY EVEN CIRCUIT PRODUCTS.
4. 材料: POLYAMIDE(PA), UL94V-0  
MATERIAL
5. ELV及びRoHS適合品  
ELV AND RoHS COMPLIANT



22.50	28.22	26.22	25.22	23.75	51146-2000	20
21.25	26.97	24.97	23.97	22.50	-1900	19
20.00	25.72	23.72	22.72	21.25	-1800	18
18.75	24.47	22.47	21.47	20.00	-1700	17
17.50	23.22	21.22	20.22	18.75	-1600	16
16.25	21.97	19.97	18.97	17.50	-1500	15
15.00	20.72	18.72	17.72	16.25	-1400	14
13.75	19.47	17.47	16.47	15.00	-1300	13
12.50	18.22	16.22	15.22	13.75	-1200	12
11.25	16.97	14.97	13.97	12.50	-1100	11
10.00	15.72	13.72	12.72	11.25	-1000	10
8.75	14.47	12.47	11.47	10.00	-0900	9
7.50	13.22	11.22	10.22	8.75	-0800	8
6.25	11.97	9.97	8.97	7.50	-0700	7
5.00	10.72	8.72	7.72	6.25	-0600	6
3.75	9.47	7.47	6.47	5.00	-0500	5
2.50	8.22	6.22	5.22	3.75	-0400	4
	6.97	4.97	3.97	2.50	-0300	3
	5.72	3.72	2.72	1.25	51146-0200	2
E	D	C	B	A	PLASTIC BAG	極数
					ORDER No. オーダ-番号	CIRCUITS



REVISED EC NO: J2010-2234 DRWN: YOSHIKAWA 2010/05/13 CHKD: KASAKAWA 2010/05/14 APPR: NUKITA 2010/06/04	GENERAL TOLERANCES (UNLESS SPECIFIED)		DIMENSION STYLE <b>MM ONLY</b>		SCALE <b>10:1</b>		DESIGN UNITS <b>METRIC</b>		THIRD ANGLE PROJECTION		
	10 UNDER ±0.2		DRAWN BY Y. MIZUNO		DATE '95/12/25		TITLE <b>1.25 WIRE TO BOARD CONN. HOUSING</b>				
	10 OVER 30 UNDER ±0.25		CHECKED BY Y. MIZUNO		DATE '96/08/20		MOLEX INCORPORATED				
	30 OVER ±0.3		APPROVED BY M. FUKUSHIMA		DATE '96/08/20		MATERIAL NO. SEE TABLE		DOCUMENT NO. SD-51146-001		SHEET NO. 1 OF 1
ANGULAR ±3 °		DRAFT WHERE APPLICABLE MUST REMAIN WITHIN DIMENSIONS		SIZE A3		THIS DRAWING CONTAINS INFORMATION THAT IS PROPRIETARY TO MOLEX INCORPORATED AND SHOULD NOT BE USED WITHOUT WRITTEN PERMISSION					