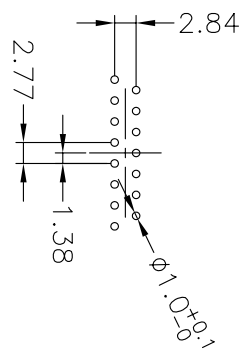
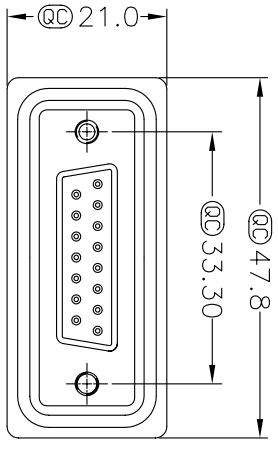
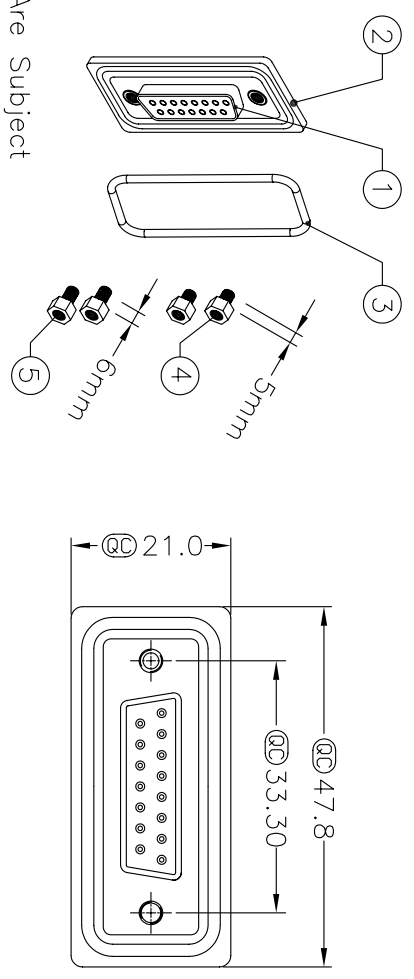
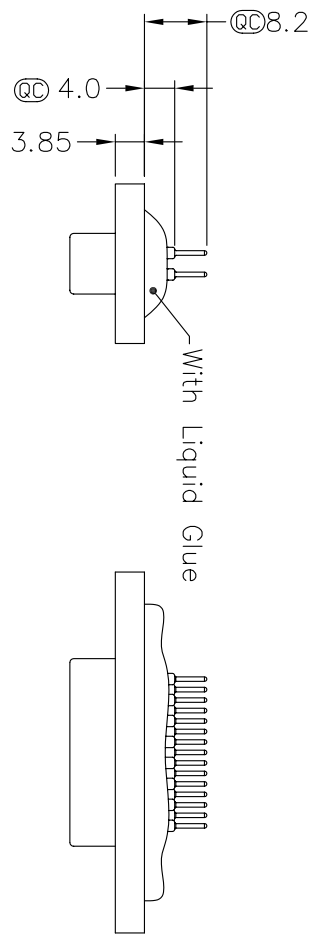


REV.	ECN NO.	DATE	SIGN	DESCRIPTION



15Pin Connector PCB Pin Layout

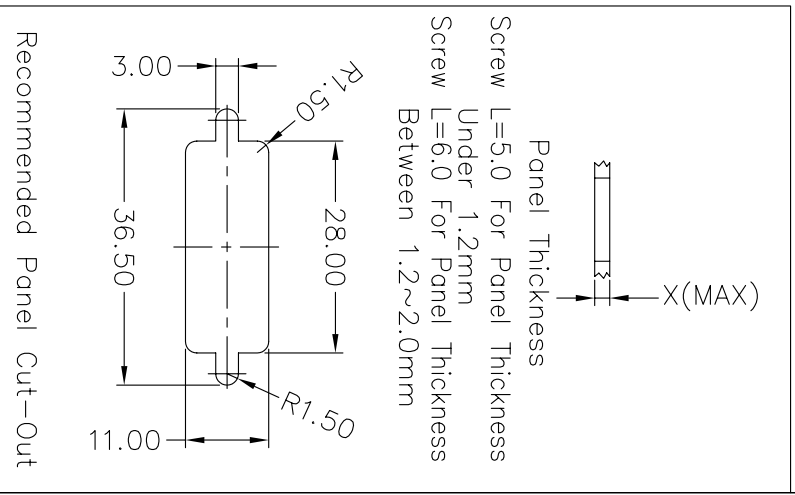


Warning! Drawings & Specifications Are Subject To Change Without Notification

LTW/SDB-15FFP-SL7001	LTW/SDB-15PMMP-SL7001
LTW/SDB-15FFP-SL8001	LTW/SDB-15PMMP-SL8001
P8	P1
P1	P8
P15	P9
P9	P15

Pin Assignments Front View

- Note:
1. Materials
- ① Connector : D-SUB 15Pin, Pin: Brass,Gold Flash
  - ② Plastic Jacket : Nylon+Glass Filled
  - ③ Ring : Silicone
  - ④⑤ Screw : Brass,Nickel Plated
2.  $\phi$  Important Dimension.



UNIT : mm	TITLE	SCALE	SHEET	of
TOLERANCE	D-SUB For Panel Mount, 15Pin,PCB Type 180°	1:1	1	1
ANGLES	REV.	SIZE	:inspection Item	
X ±0.25	A	A4		
XX ±0.1				
XXX ±0.05				

ITEM NO	LTW
DWG NO	LTW/SDB-15PXXP-SLX001
CUSTOMER	亮泰企业股份有限公司

DRAWN BY	Ju Xiao Fang	DATE	2004/07/16
CHECKED BY		DATE	
APPROVED BY		DATE	