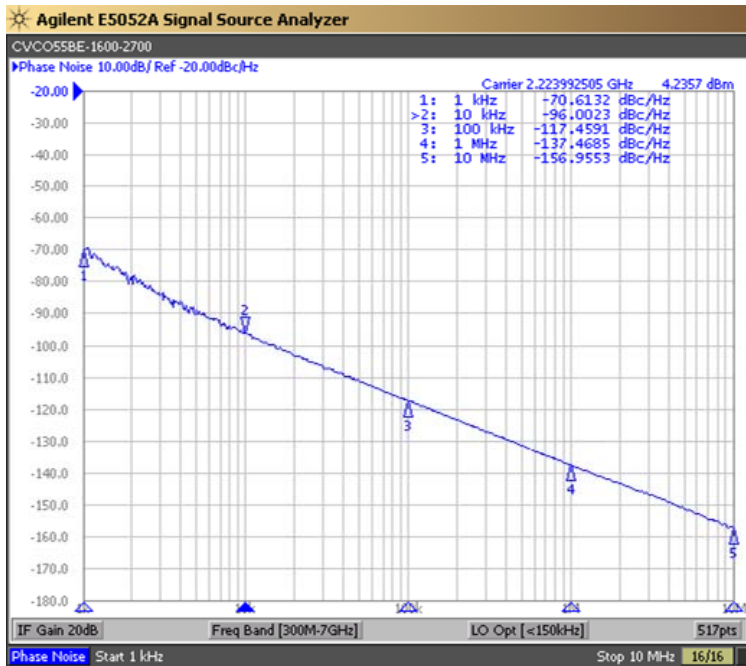


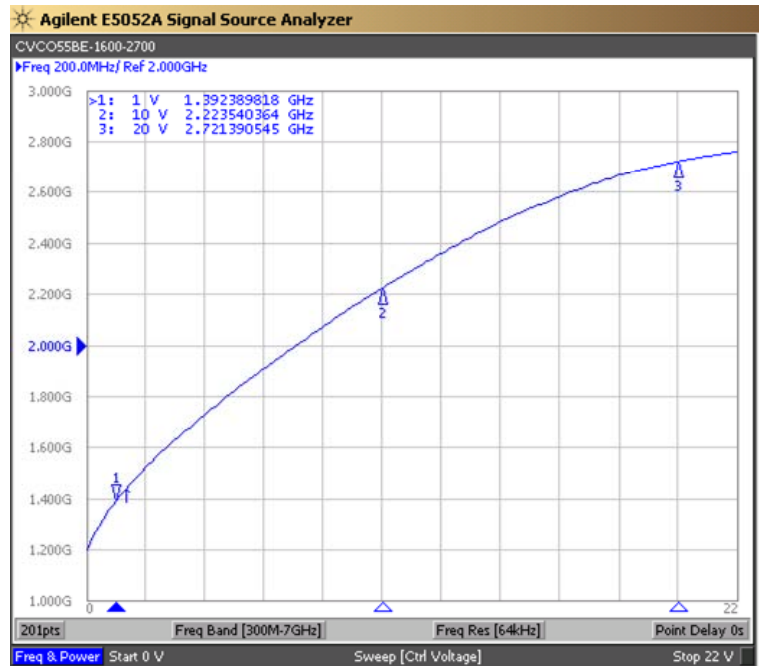


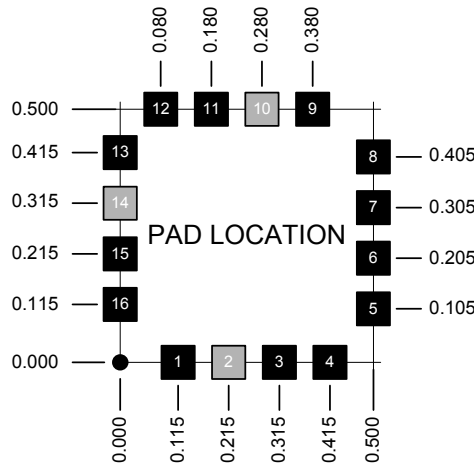
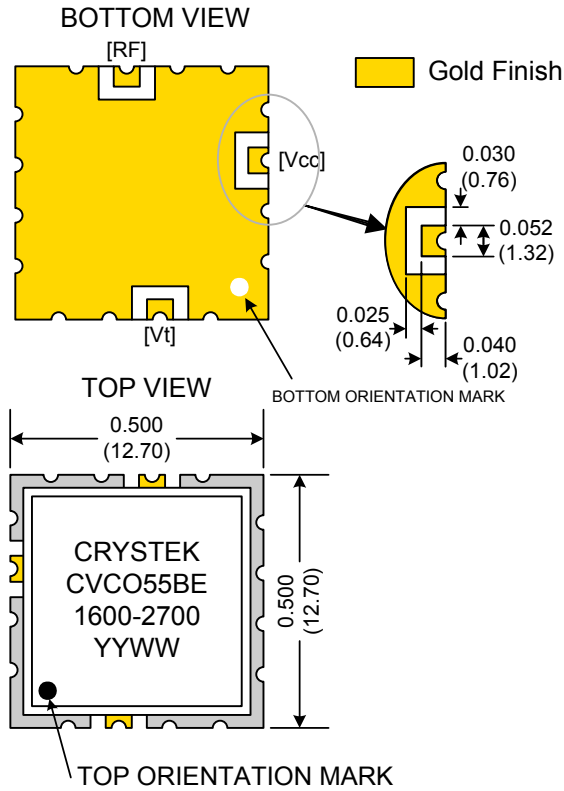
PERFORMANCE SPECIFICATION	MIN	TYP	MAX	UNITS
Lower Frequency:			1600	MHz
Upper Frequency:	2700			MHz
Tuning Voltage:	1.0		20.0	VDC
Supply Voltage:	9.5	10.0	10.5	VDC
Output Power:	0	+5.0	+10.0	dBm
Supply Current:		22		mA
Harmonic Suppression (2 nd Harmonic):		-15		dBc
Pushing:			5.0	MHz/V
Pulling, all Phases:			7.0	MHz pk-pk
Tuning Sensitivity:		84		MHz/V
Phase Noise @ 10kHz offset:		-97	-92	dBc/Hz
Phase Noise @ 100kHz offset:		-121	-117	dBc/Hz
Load Impedance:		50		Ω
Input Capacitance:			100	pF
Operating Temperature Range:	-40		+85	$^{\circ}$ C
Storage Temperature Range:	-45		+90	$^{\circ}$ C

Phase Noise (1 Hz BW, Typical)



Tuning Curve (Typical)

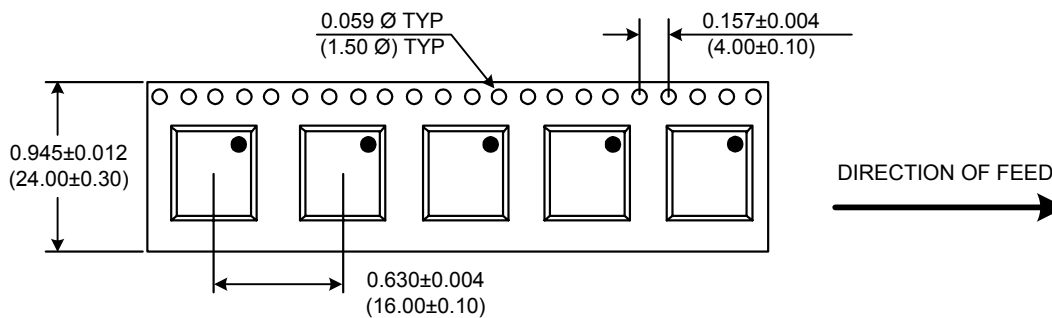




Pad	Connection
2	Vt
10	RF-OUTPUT
14	Vcc
Others	GROUND

- Unless otherwise specified, Dimensions are in: $\frac{IN}{(mm)}$
- Pad Location Dimensions are in: Inches

TAPE AND REEL



Drawing not to scale

Product Control:

Crystek Part Number:	CVCO55BE-1600-2700	Release Date:	26-March-08
Revision Level:	D	Responsible:	C. Vales

Specification is subject to change without notice