


3 MILLION CYCLE ROTATIONAL LIFE

The Hall Effect Proportional Output Thumbwheel, HTW Series, is available with eight output options. The HTW series offers a self centering, single axis, thumbwheel actuator that provides linear change in voltage output in either direction from center. Options include, increasing or decreasing voltage output from the center position to the full travel position in either direction and single or dual (redundant) outputs in either direction. The HTW Series snaps into a 1.47 x .710 panel opening with Rocker Switch style mounting and provides a 3 million cycle rotational life. The HTW Series is sealed to IP68 and has excellent EMI/RFI immunity.

Quality Features:

- Eight output options
- Self centering single axis actuator
- Snaps into 1.47 x .710 panel opening
- Rocker switch style mounting
- 3,000,000 cycle rotational life
- IP68 sealing
- EMI/RFI immunity



Standard Characteristics/Ratings:

ELECTRICAL :

Supply voltage: 4.50 VDC min

5.00 VDC typ

5.50 VDC max

Supply Current: 25 mA max options A&D

50 mA max all other options

Output voltages at center position have a ± 150 mV tolerance (nominal)

Output voltages at full travel have a ± 250 mV tolerance

Reverse voltage protection -5V max

MECHANICAL CHARACTERISTICS:

Rotational cycles: 3,000,000 (full forward to full back)

Maximum allowable radial load applied to button is 30lbs

ENVIRONMENTAL CHARACTERISTICS:

Operating Temp: -40°C min to +85°C max

Vibration: Per MIL-810F

Sand and Dust: Withstand per SAE J1455

RFI Withstand: 100V/m 14Hz to 1GHz

EMI Withstand: Per MIL STD 461D/SAE J113-22

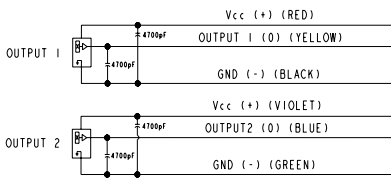
Seal Integrity: Per IP68

PROPORTIONAL OUTPUT THUMBWHEEL

3 MILLION CYCLE ROTATIONAL LIFE

HTW -

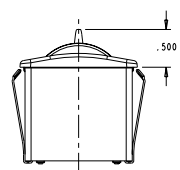
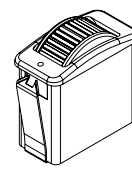
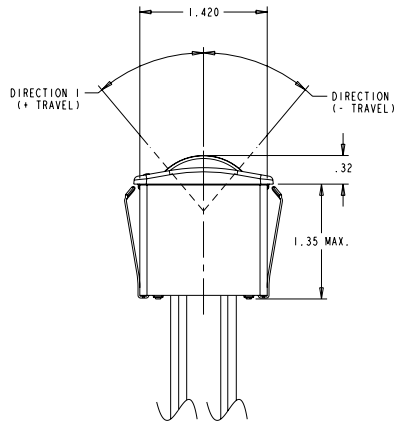
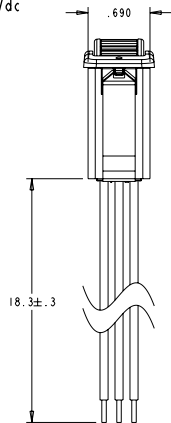
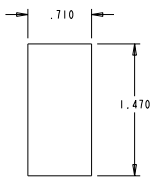
TRAVEL	OUTPUT(S) OUTPUT 1	OUTPUT 2	OPERATE FORCE	BUTTON STYLE	TERMINATION	BEZEL COLOR	BUTTON COLOR
1 = +/-40 DEG 2 = +/-30 DEG	A = 2.5+/-2.0Vdc B = 2.5+/-2.0Vdc C = 2.5+/-2.0Vdc D = 2.5+/-1.5Vdc E = 2.5+/-1.5Vdc F = 2.5+/-1.5Vdc G = 1.0-4.0Vdc H = 0.5-4.5Vdc	NONE 2.5+/-2.0Vdc 2.5+/-2.0Vdc NONE 2.5+/-1.5Vdc 2.5+/-1.5Vdc 1.0-4.0Vdc 0.5-4.5Vdc	I = 0.5 LBS	1 = KNURLED WHEEL 2 = PADDLE WHEEL	A = 18AWG WIRES 18" LONG, STRIPPED AND TINNED ENDS B = 0.025" SQ. PINS	1 = RED 2 = BLACK 3 = ORANGE 4 = YELLOW 5 = GREEN 6 = BLUE 7 = VIOLET 8 = GRAY 9 = WHITE	1 = RED 2 = BLACK 3 = ORANGE 4 = YELLOW 5 = GREEN 6 = BLUE 7 = VIOLET 8 = GRAY 9 = WHITE



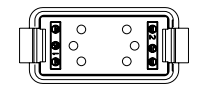
OUTPUT 2 IS NOT PRESENT IN ALL CONFIGURATIONS

MOUNTING:

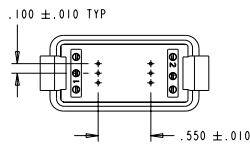
RECOMMENDED PANEL THICKNESS: 0.100 OPTIMUM THICKNESS
(0.050 MIN. - 0.120 MAX.)
RECOMMENDED PANEL OPENING: 0.710 X 1.072 OPTIMUM
(0.710/0.720 - 1.460/1.480)



Paddle Wheel Button Style



Not all wires are present in all output configurations



Pinned Termination

