

Hour meters HK-46 are designed for the determination and monitoring of operating time, warranty period and maintenance intervals on electrically driven machines and devices, mainly in mechanical processing, woodworking, textile and paper industry, on central heating boilers, electrical furnaces, power drives and rectifiers etc. They are available in a variety of mounting techniques, for all common voltages and with a mounting depth of only 32 mm. As a special version, they offer a fully sealed plastic housing. Hour meters are connected in parallel to the control circuit behind the start gear, thus working only during the operation of a machine or device. The hour meters cover a time range from 0 to 99,999.99 h (AC) resp. 999,999.9 (DC). They restart automatically at 0 when leaving the range limit. There is no separate reset facility.



HK-46, mounting G

Ordering data

Please quote the following data when ordering:

- type,
- supply voltage,
- mains frequency,
- mounting,
- adapter frame,
- connection,
- protection class.

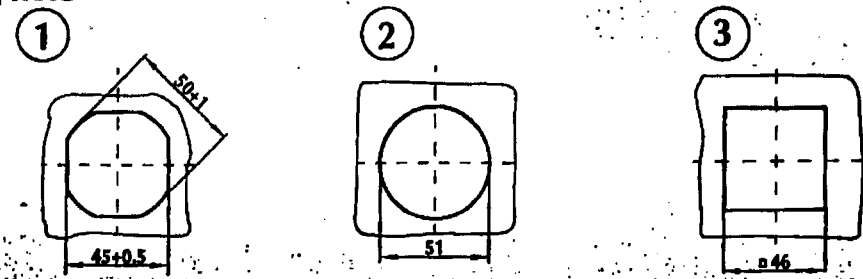
TECHNICAL DATA AC

Connection: -combined flat pins 6.3x0.8 mm with screw terminals
 -simple flat pins 6.3x0.8 mm
 Supply voltage: 24V, 48V, 60V, 110V, 230V, ($\pm 10\%$)
 Mains frequency: 50Hz, 60Hz
 Motor: synchronous motor
 Protection class: IP 40 front side
 Operating temp. range: $-25^{\circ}\text{C} \dots +80^{\circ}\text{C}$
 Reading accuracy: 1/100 hour (36 sec.)
 Counting range: 99,999.99 hours
 Number of digits: 5 integers, 2 decimals
 Digit size: 4 mm
 Digit color: - integers: white
 - decimals: red
 Housing colour: black
 Mounting: fork clamp G, snap fastener F, DIN rail D, aluminium clamp A
 Front dimensions: 48x48 mm
 Adapter frames: 55x55 mm, 72x72 mm
 Special version: IP 65

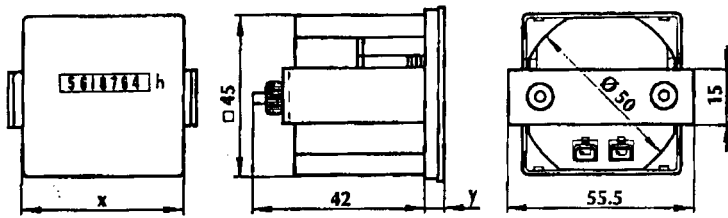
DC

flat pins 6.3x0.8 mm with screw terminals
 flat pins 6.3x0.8 mm
 6 - 30V, 10 - 80V, 110V ($\pm 10\%$)
 step motor
 IP 40 front side
 $-20^{\circ}\text{C} \dots +70^{\circ}\text{C}$
 1/10 hour (6 min.)
 999,999.9 hours
 6 integers, 1 decimal
 4 mm
 - integers: white
 - decimals: red
 black
 fork clamp G, snap fastener F, DIN rail D, aluminium clamp A
 48x48 mm
 55x55 mm, 72x72 mm
 IP 65

Mounting hole

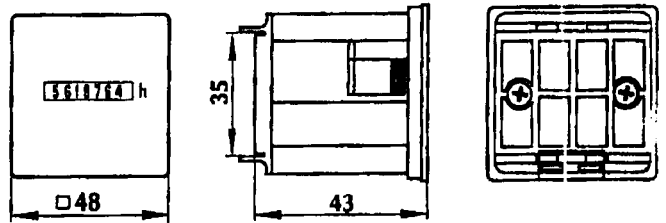


Mounting A

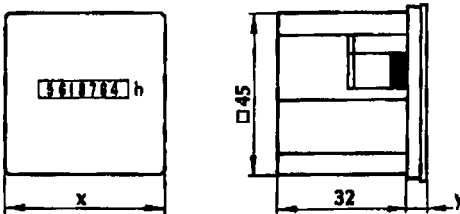


x (mm)	y(mm)	Mounting hole
48 x 48	6	1
55 x 55	7	1, 2 or 3
72 x 72	7	1, 2 or 3

Mounting D

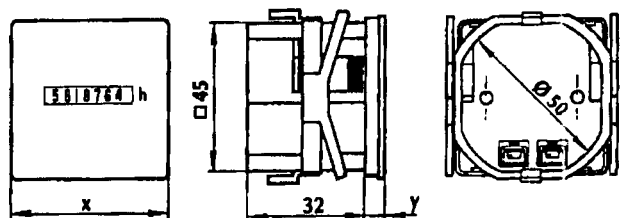


Mounting F



x (mm)	y(mm)	Mounting hole
48 x 48	6	1

Mounting G



x (mm)	y(mm)	Mounting hole
48 x 48	6	1
55 x 55	7	1, 2 or 3
72 x 72	7	1, 2 or 3