


Low Current 7 mm Seven Segment Display

Description

The TDSL11.0 series are 7 mm character seven segment low current LED displays in a very compact package.

The displays are designed for a viewing distance up to 3 meters and available in high efficiency red. The grey package surface and the evenly lighted untinted segments provide an optimum on-off contrast.

All displays are categorized in luminous intensity groups. That allows users to assemble displays with uniform appearance.



19235



Typical applications include instruments, panel meters, point-of-sale terminals and household equipment.

Features

- Low power consumption
- Suitable for DC and multiplex operation
- Evenly lighted segments
- Grey package surface
- Untinted segments
- Luminous intensity categorized
- Wide viewing angle
- Lead-free device

Applications

Panel meters
 Test- and measure- equipment
 Point-of-sale terminals
 Control units

Parts Table

Part	Color, Luminous Intensity	Remarks
TDSL1150	Red	Common anode
TDSL1160	Red	Common cathode

Absolute Maximum Ratings

$T_{amb} = 25\text{ }^{\circ}\text{C}$, unless otherwise specified

TDSL1150 / TDSL1160

Parameter	Test condition	Symbol	Value	Unit
Reverse voltage per segment		V_R	6	V
DC forward current per segment		I_F	15	mA
Peak forward current per segment		I_{FM}	45	mA
Surge forward current per segment	$t_p \leq 10\text{ }\mu\text{s}$ (non repetitive)	I_{FSM}	106	mA
Power dissipation	$T_{amb} \leq 45\text{ }^{\circ}\text{C}$	P_V	320	mW
Junction temperature		T_j	100	$^{\circ}\text{C}$

Parameter	Test condition	Symbol	Value	Unit
Operating temperature range		T_{amb}	-40 to + 85	°C
Storage temperature range		T_{stg}	-40 to + 85	°C
Soldering temperature	$t \leq 3$ sec, 2 mm below seating plane	T_{sd}	260	°C
Thermal resistance LED junction/ambient		R_{thJA}	180	K/W

Optical and Electrical Characteristics

$T_{amb} = 25$ °C, unless otherwise specified

Red

TDSL1150 / TDSL1160

Parameter	Test condition	Symbol	Min	Typ.	Max	Unit
Forward voltage per segment	$I_F = 2$ mA	V_F		1.8	2.4	V
	$I_F = 20$ mA	V_F		2.7	3	V
Reverse voltage per segment	$I_R = 10$ μ A	V_R	6	20		V
Junction capacitance	$V_R = 0$, $f = 1$ MHz	C_j		30		pF
Luminous intensity per segment (digit average) ¹⁾	$I_F = 2$ mA	I_V	180	260		μ cd
	$I_F = 5$ mA	I_V		1000		μ cd
	$I_F = 20$ mA, $t_p/T = 0.25$	I_V		1300		μ cd
Dominant wavelength	$I_F = 2$ mA	λ_d	612		625	nm
Peak wavelength	$I_F = 2$ mA	λ_p		635		nm
Angle of half intensity	$I_F = 2$ mA	ϕ		± 50		deg

¹⁾ I_{Vmin} and I_V groups are mean values of segments a to g

Typical Characteristics ($T_{amb} = 25$ °C unless otherwise specified)

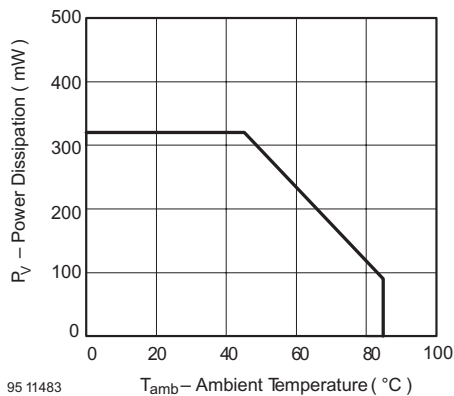


Figure 1. Power Dissipation vs. Ambient Temperature

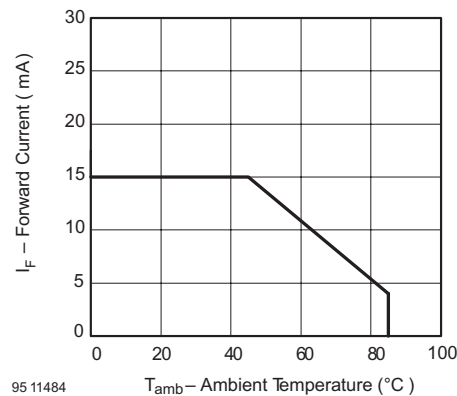
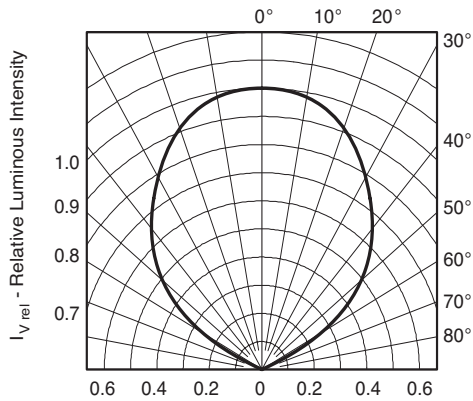
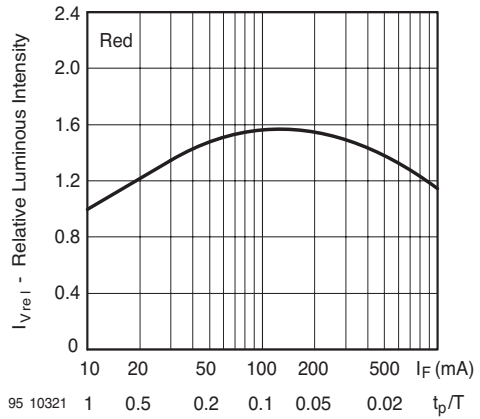


Figure 2. Forward Current vs. Ambient Temperature for AlInGaP



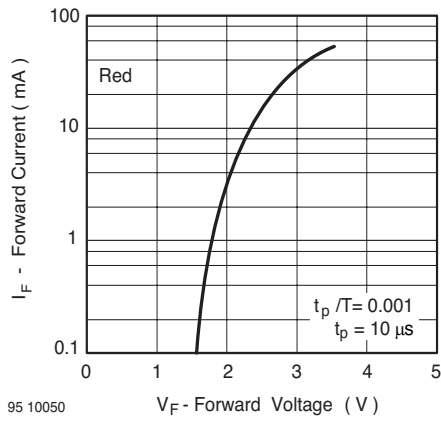
95 10082

Figure 3. Rel. Luminous Intensity vs. Angular Displacement



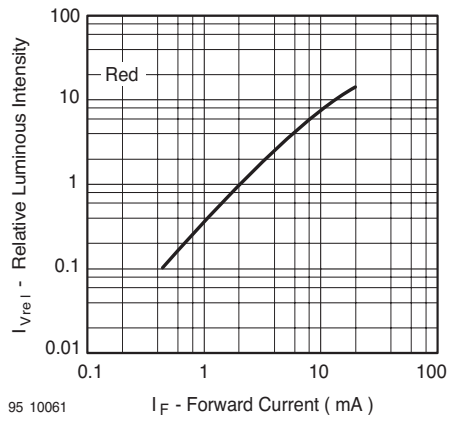
95 10321

Figure 6. Rel. Lumin. Intensity vs. Forw. Current/Duty Cycle



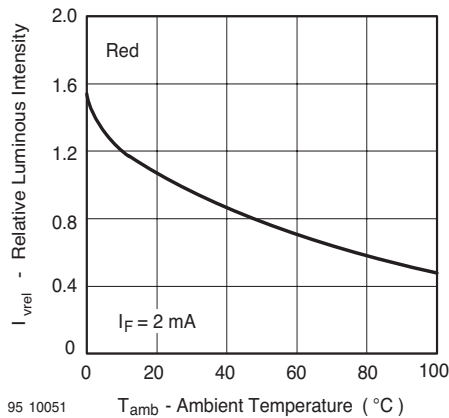
95 10050

Figure 4. Forward Current vs. Forward Voltage



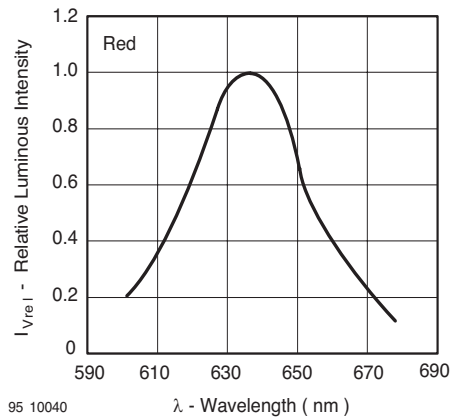
95 10061

Figure 7. Relative Luminous Intensity vs. Forward Current



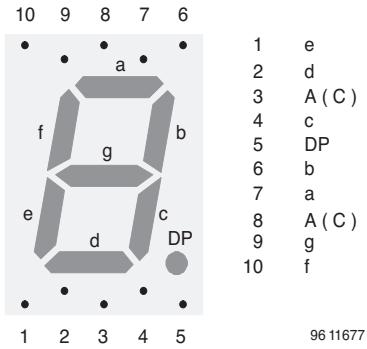
95 10051

Figure 5. Rel. Luminous Intensity vs. Ambient Temperature

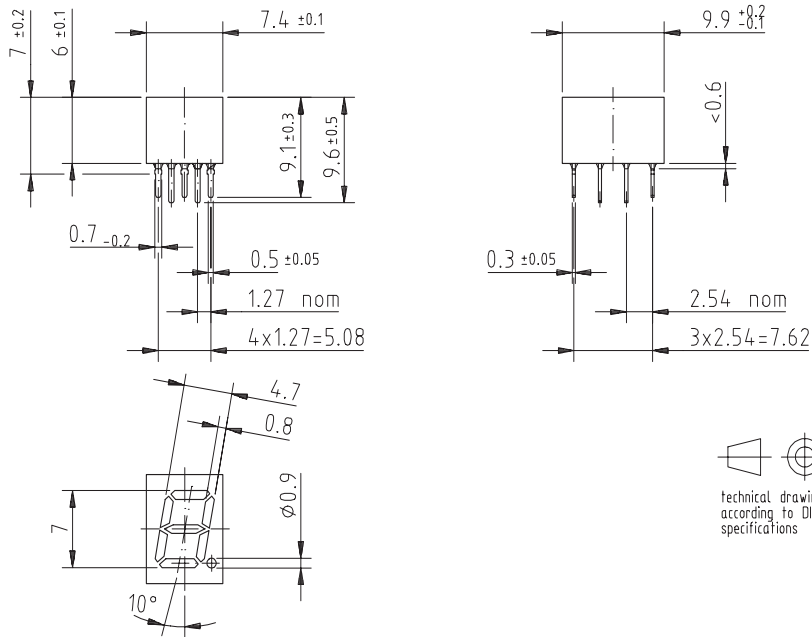


95 10040

Figure 8. Relative Intensity vs. Wavelength



Package Dimensions in mm



Ozone Depleting Substances Policy Statement

It is the policy of **Vishay Semiconductor GmbH** to

1. Meet all present and future national and international statutory requirements.
2. Regularly and continuously improve the performance of our products, processes, distribution and operating systems with respect to their impact on the health and safety of our employees and the public, as well as their impact on the environment.

It is particular concern to control or eliminate releases of those substances into the atmosphere which are known as ozone depleting substances (ODSs).

The Montreal Protocol (1987) and its London Amendments (1990) intend to severely restrict the use of ODSs and forbid their use within the next ten years. Various national and international initiatives are pressing for an earlier ban on these substances.

Vishay Semiconductor GmbH has been able to use its policy of continuous improvements to eliminate the use of ODSs listed in the following documents.

1. Annex A, B and list of transitional substances of the Montreal Protocol and the London Amendments respectively
2. Class I and II ozone depleting substances in the Clean Air Act Amendments of 1990 by the Environmental Protection Agency (EPA) in the USA
3. Council Decision 88/540/EEC and 91/690/EEC Annex A, B and C (transitional substances) respectively.

Vishay Semiconductor GmbH can certify that our semiconductors are not manufactured with ozone depleting substances and do not contain such substances.

**We reserve the right to make changes to improve technical design
and may do so without further notice.**

Parameters can vary in different applications. All operating parameters must be validated for each customer application by the customer. Should the buyer use Vishay Semiconductors products for any unintended or unauthorized application, the buyer shall indemnify Vishay Semiconductors against all claims, costs, damages, and expenses, arising out of, directly or indirectly, any claim of personal damage, injury or death associated with such unintended or unauthorized use.

Vishay Semiconductor GmbH, P.O.B. 3535, D-74025 Heilbronn, Germany
Telephone: 49 (0)7131 67 2831, Fax number: 49 (0)7131 67 2423



Disclaimer

All product specifications and data are subject to change without notice.

Vishay Intertechnology, Inc., its affiliates, agents, and employees, and all persons acting on its or their behalf (collectively, "Vishay"), disclaim any and all liability for any errors, inaccuracies or incompleteness contained herein or in any other disclosure relating to any product.

Vishay disclaims any and all liability arising out of the use or application of any product described herein or of any information provided herein to the maximum extent permitted by law. The product specifications do not expand or otherwise modify Vishay's terms and conditions of purchase, including but not limited to the warranty expressed therein, which apply to these products.

No license, express or implied, by estoppel or otherwise, to any intellectual property rights is granted by this document or by any conduct of Vishay.

The products shown herein are not designed for use in medical, life-saving, or life-sustaining applications unless otherwise expressly indicated. Customers using or selling Vishay products not expressly indicated for use in such applications do so entirely at their own risk and agree to fully indemnify Vishay for any damages arising or resulting from such use or sale. Please contact authorized Vishay personnel to obtain written terms and conditions regarding products designed for such applications.

Product names and markings noted herein may be trademarks of their respective owners.