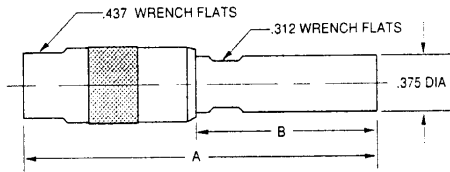


STANDARD & MINI-WECO COAX PATCH PLUGS

Standard

Mini-WECO

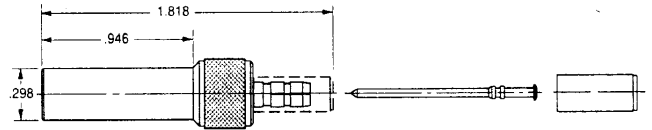


PATCH PLUG

50Ω RCA Center pin .070" A=2.73" B=1.50" **PL1C-** ⚠

SHIELD CRIMP

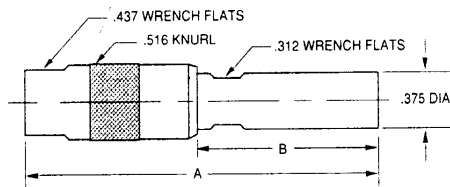
75Ω WE Center pin .090" A=2.45" B=1.22" **PL1WC-** ⚠
(WECO 358 type)



PATCH PLUG

STANDARD BNC STRIP DIMENSION
CRIMP CONTACT, CRIMP SHIELD
(WECO 440 Type)

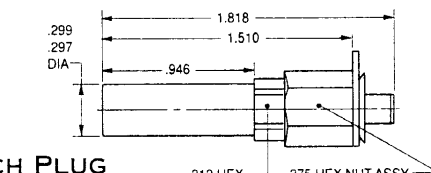
PL11SC- ⚠



PATCH PLUG

CABLE ENTRY, FIELD SERVICEABLE

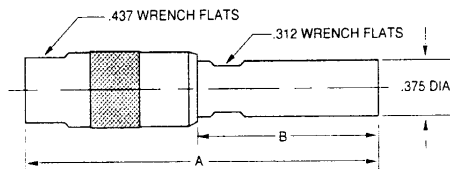
For RG58 50Ω RCA Center pin .070" A=2.80" B=1.568" **PL1**
For RG59 50Ω RCA Center pin .070" A=2.737" B=1.505" **PL2**
For RG58 75Ω WE Center pin .090" A=2.52" B=1.288" **PL1W**
For RG59 75Ω WE Center pin .090" A=2.457" B=1.225" **PL2W**



PATCH PLUG

STANDARD CRIMP PLUG
WITH LOCKING TAB
(WECO 440 Type)

PL11SCLT- ⚠

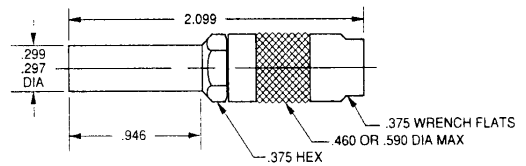


TERMINATION PLUG

NO CHAIN 50Ω RCA Center pin .070"
A=2.81" B=1.58" **TP-1-R**

NO CHAIN 75Ω WE Center pin .090"
A=2.45" B=1.25" **TPW-1-R**

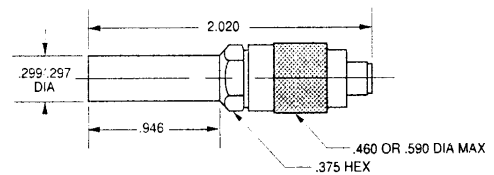
For other chain options, see page 36. (WECO 340C type)



PATCH PLUG

SOLDER CONTACT, CRIMP SHIELD
(WECO 440 Type)

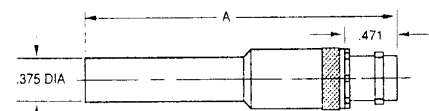
PL11C- ⚠



PATCH PLUG

CRIMP CONTACT, CRIMP SHIELD
(WECO 440 Type)

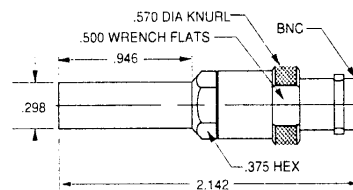
PL11AC- ⚠



ADAPTERS

PATCH PLUG TO BNC/TNC

50Ω RCA plug Center pin .070" 50Ω BNC A =2.774" **AD1**
50Ω RCA plug Center pin .070" 50Ω TNC A =2.774" **ADH1**
75Ω WE Center pin .090" 75Ω BNC A =2.83" **AD1W**
75Ω WE Center pin .090" 75Ω TNC A =2.83" **ADH1W**
(WECO 358 type)



ADAPTER

75Ω MINATURE PATCH PLUG (MINI-WECO TYPE)
TO 75Ω BNC **ADMW12**

⚠ - Refers to cable group table. see pages 68-88. R-Resistance

