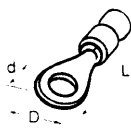


TERMINALS (MINIATURE CONDUCTOR RANGE)

INSULATED Conductor Size: Yellow 0.2–0.5 sq.mm
Single Strand: 0.35–0.7mm

RING

YELLOW NYLON




Part Number	d	D	L	Stud Size mm
DNR 05-2	2.2	5.0	16.5	2.0
DNR 05-2.7	2.7	5.0	16.5	2.5
DNR 05-3	3.2	5.0	16.5	3.0
DNR 05-3.7	3.7	6.0	19.0	3.5
DNR 05-4	4.3	6.5	19.3	4.0
DNR 05-5	5.3	8.0	20.0	5.0

Suitable crimping tool:-
DHCR10 (Insulated)

FORK

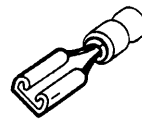
YELLOW NYLON



Part Number	d	D	L	Stud Size mm
DNF 05-2	2.2	5.0	14.5	2.0
DNF 05-3	3.2	5.0	14.5	3.0
DNF 05-3.7	3.7	6.0	18.0	3.5
DNF 05-4	4.3	6.5	18.3	4.0
DNF 05-5	5.3	8.0	19.0	5.0

FEMALE PUSH-ON

YELLOW NYLON



Part Number	Conductor Size mm ²	To Suit mm
DNPO 05-2.8F5	0.2–0.5	2.8 x 0.5
DNPO 05-2.8F8	0.2–0.5	2.8 x 0.8

PIN

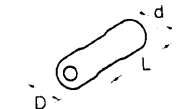
YELLOW NYLON



Part Number	d	D	L
DNP 05-9	1.4	9.0	18.0

BUTT

YELLOW NYLON



Part Number	d	D	L
DNBC 05	1.3	3.3	20.0

PARALLEL

YELLOW NYLON



Part Number	d	D	L
DNPC 05	1.3	3.3	13.0


NON-INSULATED

RING



Part Number	d	D	L	Stud Size mm
DR 05-2	2.7	5.0	12.0	2.0
DR 05-2.7	2.7	5.0	12.0	2.5
DR 05-3	3.2	5.0	12.0	3.0
DR 05-3.7	3.7	6.0	15.0	3.5
DR 05-4	4.3	6.5	15.3	4.0
DR 05-5	5.3	8.0	17.0	5.0

FORK




Part Number	d	D	L	Stud Size mm
DF 05-2	2.2	5.0	12.0	2.0
DF 05-3	3.2	5.0	12.0	3.0
DF 05-3.7	3.7	6.0	12.0	3.5
DF 05-4	4.3	6.5	14.0	4.0
DF 05-5	5.3	8.0	16.0	5.0

PIN



Part Number	d	D	L
DP 05-9	1.4	9.0	14.0

BUTT



Part Number	d	D	L
DBC 05	1.3	2.2	12.0

PARALLEL



Part Number	d	D	L
DPC 05	1.3	2.2	5.0