


## Platinum SMD Flat Chip Temperature Sensor



PTS SMD Flat Chip Temperature sensors are the perfect choice for temperature control of electronics operating under varying environmental conditions. The highly controlled platinum thin film manufacturing process guarantees an outstanding stability of temperature characteristics which ensures reliable operation even under harsh conditions. Typical applications include automotive, aviation and industrial electronics.

### FEATURES

- Standardized characteristics according to IEC 60751
- Advanced thin film technology
- Short reaction times down to  $t_{0.9} \leq 2$  s (in air)
- Outstanding stability of temperature characteristic
- Standard SMD sizes
- Supports lead (Pb)-free soldering
- Compliant to RoHS Directive 2002/95/EC



RoHS  
COMPLIANT

### APPLICATIONS

Temperature measurement in

- Automotive electronics
- Aviation electronics
- Industrial electronics

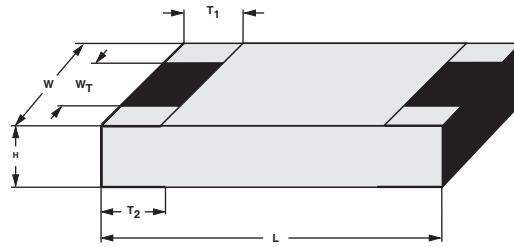
TECHNICAL SPECIFICATIONS				
DESCRIPTION		PTS 0603	PTS 0805	PTS 1206
Resistance values $R_0$ at 0 °C		100 $\Omega$	100 $\Omega$ , 500 $\Omega$	100 $\Omega$ , 500 $\Omega$ , 1000 $\Omega$
Temperature coefficient (0 °C ... + 100 °C)		+ 3850 ppm/K		
Tolerance classes		F0.3, F0.6		
Operating temperature range		- 55 °C to + 155 °C		
Long term stability $\Delta R_0/R_0$ ; $R_0$ change after 1000 h at + 155 °C		< $\pm$ 0.04 %		
Insulation resistance		> 10 M $\Omega$		
Measurement current $I_{meas.}$ (DC) <sup>(2)</sup>	100 $\Omega$	0.1 mA to 0.50 mA	0.1 mA to 1.0 mA	0.1 mA to 1.0 mA
	500 $\Omega$	-	0.1 mA to 0.40 mA	0.1 mA to 0.40 mA
	1000 $\Omega$	-	-	0.1 mA to 0.25 mA
Self-heating <sup>(1)</sup>	Still air (v = 0 m/s)	$\leq$ 0.9 K/mW	$\leq$ 0.8 K/mW	$\leq$ 0.7 K/mW
Thermal response time <sup>(1)</sup>	Flowing water (v = 0.4 m/s)	$t_{0.5} \leq$ 0.1 s	$t_{0.5} \leq$ 0.2 s	$t_{0.5} \leq$ 0.3 s
		$t_{0.9} \leq$ 0.2 s	$t_{0.9} \leq$ 0.3 s	$t_{0.9} \leq$ 0.4 s
	Flowing air (v = 3.0 m/s)	$t_{0.5} \leq$ 1.0 s	$t_{0.5} \leq$ 1.5 s	$t_{0.5} \leq$ 2.0 s
		$t_{0.9} \leq$ 2.0 s	$t_{0.9} \leq$ 3.0 s	$t_{0.9} \leq$ 5.0 s

#### Notes

<sup>(1)</sup> Valid for sensor element only

<sup>(2)</sup> Indicated measurement currents can be applied continuously with self-heating effect of less than 0.1 °C

### DIMENSIONS in millimeters



DIMENSIONS - PTS sensor types, mass and relevant physical dimensions							
TYPE	H	L	W	W <sub>T</sub>	T <sub>1</sub>	T <sub>2</sub>	MASS (mg)
PTS 0603	0.45 + 0.1/- 0.05	1.55 ± 0.05	0.85 ± 0.1	> 75 % of W	0.3 + 0.15/- 0.2	0.3 + 0.15/- 0.2	1.9
PTS 0805	0.45 + 0.1/- 0.05	2.0 ± 0.1	1.25 ± 0.15	> 75 % of W	0.4 + 0.1/- 0.2	0.4 + 0.1/- 0.2	4.6
PTS 1206	0.55 ± 0.1	3.2 + 0.1/- 0.2	1.6 ± 0.15	> 75 % of W	0.5 ± 0.25	0.5 ± 0.25	9.2

### PRODUCTION

Production is strictly controlled and follows an extensive set of instructions established for reproducibility. A homogeneous film of platinum is deposited on a high grade ceramic body (96 % Al<sub>2</sub>O<sub>3</sub>). The sensor-elements are covered by a protective coating designed for electrical, mechanical and climatic protection. The terminations receive a final pure tin on nickel plating.

### QUALITY

The result of the determined production is verified by an extensive testing procedure performed on 100 % of the individual sensors. Only accepted products are laid directly into the paper tape in accordance with **IEC 60286-3**.

### STORAGE

Solderability is specified for 2 years after production or re-qualification. The permitted storage time is 2 years.

### ASSEMBLY

The Pt-sensors are suitable for processing on automatic SMD assembly systems. They are suitable for automatic soldering using wave, reflow or vapour phase. The encapsulation is resistant to all cleaning solvents commonly used in the electronics industry, including alcohols, esters and aqueous solutions. The Pt-sensors are RoHS compliant, the pure tin plating provides compatibility with lead (Pb)-free and lead-containing soldering processes. The immunity of the plating against tin whisker growth has been proven under extensive testing.

All products comply with the CEFC-EECA-EICTA list of legal restrictions on hazardous substances.

This includes full compatibility with the following directives:

- 2000/53/EC End of Vehicle life Directive (ELV)
- 2000/53/EC Annex II to End of Vehicle Life Directive (ELV II)
- 2002/95/EC Restriction of the use of Hazardous Substances Directive (RoHS)
- 2002/96/EC Waste Electrical and Electronic Equipment Directive (WEEE)

### APPROVALS

The Pt-sensors are tested in accordance with **IEC 60751** and **IEC 60068** series.

PART NUMBER AND PRODUCT DESCRIPTION (1)																	
PART NUMBER (2): PTS060301B100RP100																	
P	T	S	0	6	0	3	0	1	B	1	0	0	R	P	1	0	0
TYPE	SIZE CODE	SPECIAL CHARACTER	TOLERANCE CLASS	RESISTANCE VALUE	PACKAGING (3)	SPECIAL											
3 digits	4 digits	1 digit	2 digits	4 digits	2 digits	2 digits											
PTS = Platinum Temperature Sensor SMD	0603 0805 1206	0 = Neutral	1B = Class F0.3 2B = Class F0.6	100R = 100 Ω 500R = 500 Ω 1K00 = 1000 Ω	PU P1	00 = Standard											
PRODUCT DESCRIPTION (4): PTS 0603-B P1 100R																	
PTS	0603	-B	P1	100R													
TYPE	SIZE CODE	TOLERANCE CLASS	PACKAGING (3)	RESISTANCE VALUE													
PTS = Platinum Temperature Sensor SMD	0603 0805 1206	B = Class F0.3 2B = Class F0.6	PU P1	100R = 100 Ω 500R = 500 Ω 1K = 1000 Ω													

**Notes**

- (1) Products can be ordered using either the PART NUMBER or the PRODUCT DESCRIPTION
- (2) The part number is shown to facilitate the introduction of a unified part numbering system
- (2) Please refer to table PACKAGING
- (4) We recommend that the Production Description is used to minimize the possibility of errors in order handling

PACKAGING				
MODEL	DIAMETER	PIECES	CODE	BOX/REEL
PTS 0603	114 mm	100	PU	BOX
	180 mm/7"	1000	P1	REEL
PTS 0805	114 mm	100	PU	BOX
	180 mm/7"	1000	P1	REEL
PTS 1206	114 mm	100	PU	BOX
	180 mm/7"	1000	P1	REEL



**FUNCTIONAL PERFORMANCE**

The temperature resistance relationships of the PTS series follow different equations:

For the temperature range of - 55 °C up to 0 °C:

$$R_T = R_0 \times (1 + A \times T + B \times T^2 + C \times (T - 100 \text{ °C}) \times T^3)$$

And for the temperature range of 0 °C up to + 155 °C:

$$R_T = R_0 \times (1 + A \times T + B \times T^2)$$

$R_T$ : Resistance as a function of temperature  
 $R_0$ : Nominal resistance value at 0 °C  
 $T$ : Temperature in °C

Coefficients according to IEC 60751:

$$A = 3.9083 \times 10^{-3} \text{ °C}^{-1}$$

$$B = - 5.775 \times 10^{-7} \text{ °C}^{-2}$$

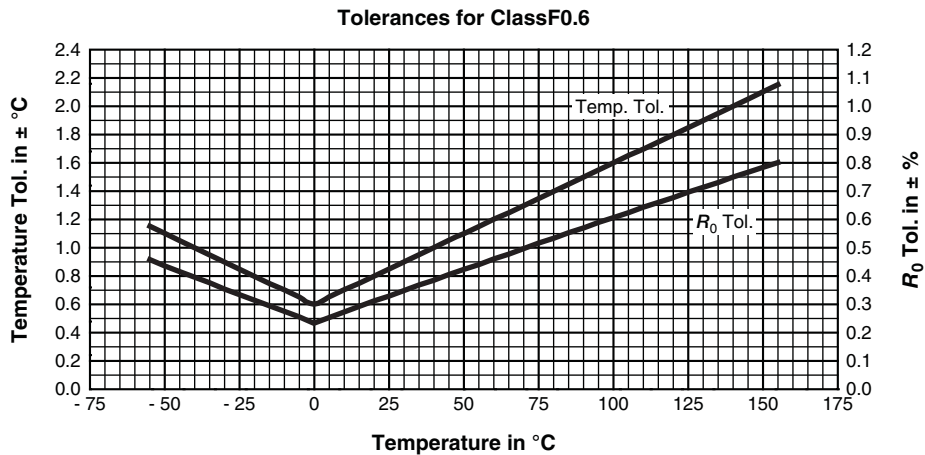
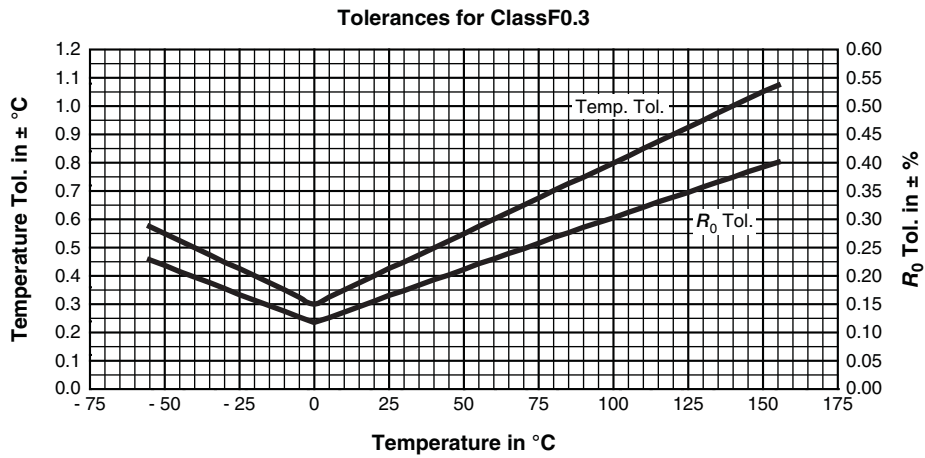
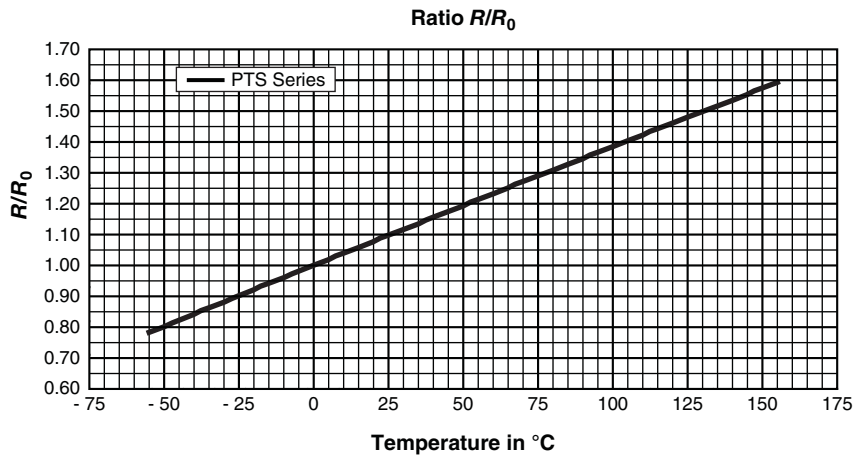
$$C = - 4.183 \times 10^{-12} \text{ °C}^{-4}$$

The tolerances values of the PTS series are classified by the following equations as specified by IEC 60751:

Class F0.3:  $\Delta T_{F0.3} = \pm (0.30 + 0.005 \times |T|)$

Class F0.6:  $\Delta T_{F0.6} = \pm (0.60 + 0.010 \times |T|)$

NOMINAL RESISTANCE VALUE						
TEMPERATURE (°C)	R/R <sub>0</sub> RATIO	NOMINAL RESISTANCE VALUES			CLASS F0.3	CLASS F0.6
		R <sub>0</sub> 100 Ω (Ω)	R <sub>0</sub> 500 Ω (Ω)	R <sub>0</sub> 1000 Ω (Ω)	T <sub>Tol.</sub> (°C)	T <sub>Tol.</sub> (°C)
- 55	0.78319	78.32	391.59	783.19	± 0.58	± 1.15
- 50	0.80306	80.31	401.53	803.06	± 0.55	± 1.10
- 45	0.82290	82.29	411.45	822.90	± 0.53	± 1.05
- 40	0.84271	84.27	421.35	842.71	± 0.50	± 1.00
- 35	0.86248	86.25	431.24	862.48	± 0.48	± 0.95
- 30	0.88222	88.22	441.11	882.22	± 0.45	± 0.90
- 25	0.90192	90.19	450.96	901.92	± 0.43	± 0.85
- 20	0.92160	92.16	460.80	921.60	± 0.40	± 0.80
- 15	0.94124	94.12	470.62	941.24	± 0.38	± 0.75
- 10	0.96086	96.09	480.43	960.86	± 0.35	± 0.70
- 5	0.98044	98.04	490.22	980.44	± 0.33	± 0.65
<b>0</b>	<b>1.00000</b>	<b>100.00</b>	<b>500.00</b>	<b>1000.00</b>	<b>± 0.30</b>	<b>± 0.60</b>
5	1.01953	101.95	509.76	1019.53	± 0.33	± 0.65
10	1.03903	103.90	519.51	1039.03	± 0.35	± 0.70
15	1.05849	105.85	529.25	1058.49	± 0.38	± 0.75
20	1.07794	107.79	538.97	1077.94	± 0.40	± 0.80
25	1.09735	109.73	548.67	1097.35	± 0.43	± 0.85
30	1.11673	111.67	558.36	1116.73	± 0.45	± 0.90
35	1.13608	113.61	568.04	1136.08	± 0.48	± 0.95
40	1.15541	115.54	577.70	1155.41	± 0.50	± 1.00
45	1.17470	117.47	587.35	1174.70	± 0.53	± 1.05
50	1.19397	119.40	596.99	1193.97	± 0.55	± 1.10
55	1.21321	121.32	606.60	1213.21	± 0.58	± 1.15
60	1.23242	123.24	616.21	1232.42	± 0.60	± 1.20
65	1.25160	125.16	625.80	1251.60	± 0.63	± 1.25
70	1.27075	127.08	635.38	1270.75	± 0.65	± 1.30
75	1.28987	128.99	644.94	1289.87	± 0.68	± 1.35
80	1.30897	130.90	654.48	1308.97	± 0.70	± 1.40
85	1.32803	132.80	664.02	1328.03	± 0.73	± 1.45
90	1.34707	134.71	673.53	1347.07	± 0.75	± 1.50
95	1.36608	136.61	683.04	1366.08	± 0.78	± 1.55
100	1.38506	138.51	692.53	1385.06	± 0.80	± 1.60
105	1.40400	140.40	702.00	1404.00	± 0.83	± 1.65
110	1.42293	142.29	711.46	1422.93	± 0.85	± 1.70
115	1.44182	144.18	720.91	1441.82	± 0.88	± 1.75
120	1.46068	146.07	730.34	1460.68	± 0.90	± 1.80
125	1.47951	147.95	739.76	1479.51	± 0.93	± 1.85
130	1.49832	149.83	749.16	1498.32	± 0.95	± 1.90
135	1.51710	151.71	758.55	1517.10	± 0.98	± 1.95
140	1.53584	153.58	767.92	1535.84	± 1.00	± 2.00
145	1.55456	155.46	777.28	1554.56	± 1.03	± 2.05
150	1.57325	157.33	786.63	1573.25	± 1.05	± 2.10
155	1.59191	159.19	795.96	1591.91	± 1.08	± 2.15





## Disclaimer

ALL PRODUCT, PRODUCT SPECIFICATIONS AND DATA ARE SUBJECT TO CHANGE WITHOUT NOTICE TO IMPROVE RELIABILITY, FUNCTION OR DESIGN OR OTHERWISE.

Vishay Intertechnology, Inc., its affiliates, agents, and employees, and all persons acting on its or their behalf (collectively, "Vishay"), disclaim any and all liability for any errors, inaccuracies or incompleteness contained in any datasheet or in any other disclosure relating to any product.

Vishay makes no warranty, representation or guarantee regarding the suitability of the products for any particular purpose or the continuing production of any product. To the maximum extent permitted by applicable law, Vishay disclaims (i) any and all liability arising out of the application or use of any product, (ii) any and all liability, including without limitation special, consequential or incidental damages, and (iii) any and all implied warranties, including warranties of fitness for particular purpose, non-infringement and merchantability.

Statements regarding the suitability of products for certain types of applications are based on Vishay's knowledge of typical requirements that are often placed on Vishay products in generic applications. Such statements are not binding statements about the suitability of products for a particular application. It is the customer's responsibility to validate that a particular product with the properties described in the product specification is suitable for use in a particular application. Parameters provided in datasheets and/or specifications may vary in different applications and performance may vary over time. All operating parameters, including typical parameters, must be validated for each customer application by the customer's technical experts. Product specifications do not expand or otherwise modify Vishay's terms and conditions of purchase, including but not limited to the warranty expressed therein.

Except as expressly indicated in writing, Vishay products are not designed for use in medical, life-saving, or life-sustaining applications or for any other application in which the failure of the Vishay product could result in personal injury or death. Customers using or selling Vishay products not expressly indicated for use in such applications do so at their own risk and agree to fully indemnify and hold Vishay and its distributors harmless from and against any and all claims, liabilities, expenses and damages arising or resulting in connection with such use or sale, including attorneys fees, even if such claim alleges that Vishay or its distributor was negligent regarding the design or manufacture of the part. Please contact authorized Vishay personnel to obtain written terms and conditions regarding products designed for such applications.

No license, express or implied, by estoppel or otherwise, to any intellectual property rights is granted by this document or by any conduct of Vishay. Product names and markings noted herein may be trademarks of their respective owners.

## Material Category Policy

**Vishay Intertechnology, Inc. hereby certifies that all its products that are identified as RoHS-Compliant fulfill the definitions and restrictions defined under Directive 2011/65/EU of The European Parliament and of the Council of June 8, 2011 on the restriction of the use of certain hazardous substances in electrical and electronic equipment (EEE) - recast, unless otherwise specified as non-compliant.**

**Please note that some Vishay documentation may still make reference to RoHS Directive 2002/95/EC. We confirm that all the products identified as being compliant to Directive 2002/95/EC conform to Directive 2011/65/EU.**