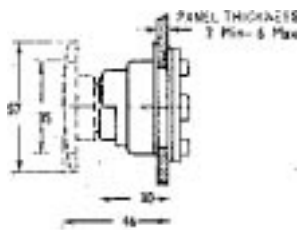


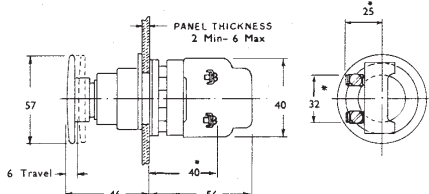
## Dimensions

### Push Buttons

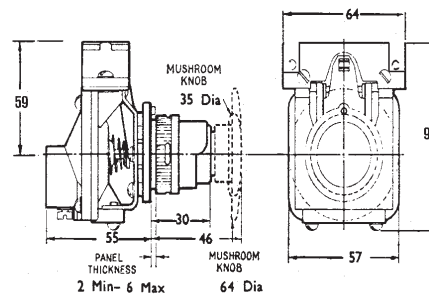


All Type TR, TQ + TRM

\* Dimensions over live terminals



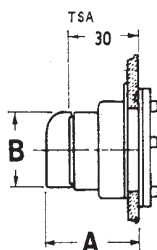
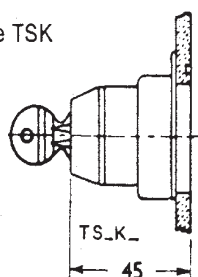
Type TRP Maintained Contact Push-Pull Push Button



Type TRD

### Selector Switch Operators

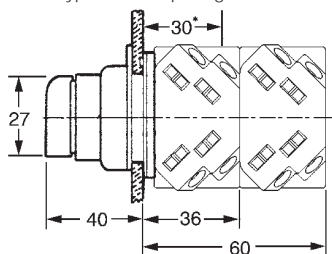
#### Type TSK



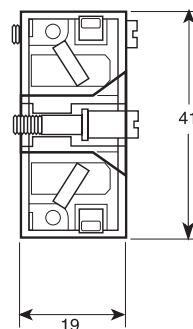
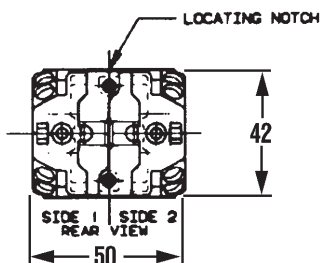
	Dimension A	Dimension B
Standard Knob	40	27
Gloved Hand Knob	51	44

### Dimensions when using Contact blocks

For all type KA, except single throw KA.G



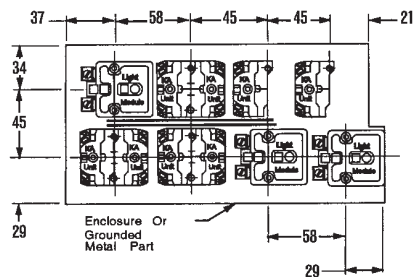
Tandem Control Unit (Assembled)



Single throw KA.G

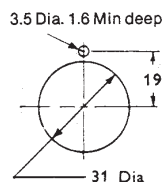
\* Dimensions over live terminals

### Minimum spacings



### Drilling Template for Mounting All Units

31 diameter hole may be cut with a knockout punch. Locating pin hole 3.5, as shown above horizontal (or top of button). Guard may be rotated to other positions by drilling locating pin holes in proper location.



Dimensions in mm