

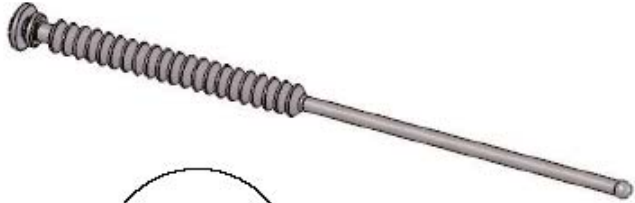


PART NO.

FMM-1

REVISIONS

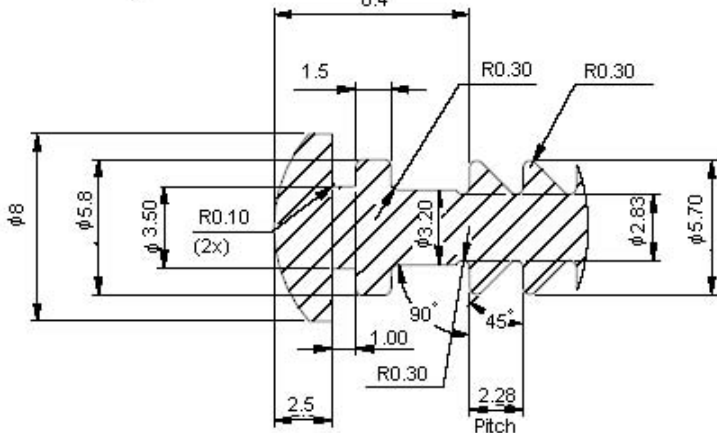
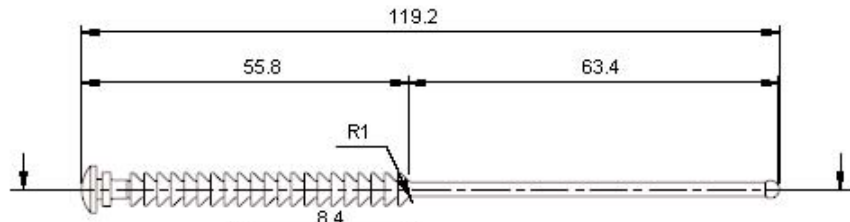
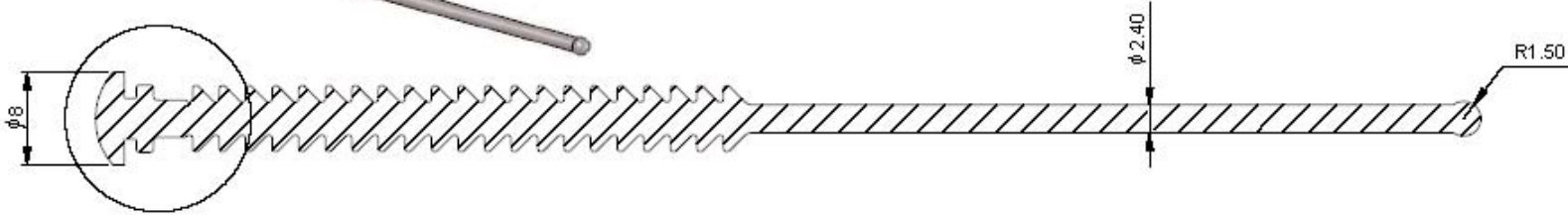
ECN #	REV	DESCRIPTION	DRAWN	DATE	CHECKD	DATE	APPRVD	DATE
-	A	RELEASED	Venkat	06/04/09	Veena	06/04/09	Farnell	21/04/09



Specifications:

Material : Silicone rubber 35 shore A.

Colour : Black.



Dimensions : Millimetres

This data sheet and its contents (the "Information") belong to the Premier Farnell Group (the "Group") or are licensed to it. No licence is granted for the use of it other than for information purposes in connection with the products to which it relates. No licence of any intellectual property rights is granted. The Information is subject to change without notice and replaces all data sheets previously supplied. The Information supplied is believed to be accurate but the Group assumes no responsibility for its accuracy or completeness, any error in or omission from it or for any use made of it. Users of this data sheet should check for themselves the Information and the suitability of the products for their purpose and not make any assumptions based on information included or omitted. Liability for loss or damage resulting from any reliance on the Information or use of it (including liability resulting from negligence or where the Group was aware of the possibility of such loss or damage arising) is excluded. This will not operate to limit or restrict the Group's liability for death or personal injury resulting from its negligence. SPC MULTICOMP is the registered trademark of the Group. © Premier Farnell plc 2009.

TOLERANCES:

UNLESS OTHERWISE SPECIFIED, DIMENSIONS ARE FOR REFERENCE PURPOSES ONLY.

DRAWN BY:	DATE:
Venkat	06/04/09
CHECKED BY:	DATE:
Veena	06/04/09
APPROVED BY:	DATE:
Farnell	21/04/09

DRAWING TITLE:

Multi-fan Mount

SIZE A	DWG NO. M10002057	ELECTRONIC FILE 89985_DWG	REV A
SCALE: NTS		U.O.M.: mm	SHEET: 1 OF 2



PART NO.

FMM-1

REVISIONS

ECN #	REV	DESCRIPTION	DRAWN	DATE	CHECKD	DATE	APPRVD	DATE
-	A	RELEASED	Venkat	06/04/09	Veena	06/04/09	Farnell	21/04/09

Specifications

Fits industry standard DC fan ranges : 10mm to 51mm thickness.
 : 3.2mm to 4.5mm fixing hole diameter.
 Chassis mounting hole range : Diameter 4.5mm to 4.8mm
 : Thickness 1mm to 1.5mm.

Part Number Table

Description	Part Number
Fan Mount, Universal, PK4	FMM-1

<http://www.farnell.com>
<http://www.newark.com>
<http://www.cpc.co.uk>

This data sheet and its contents (the "Information") belong to the Premier Farnell Group (the "Group") or are licensed to it. No licence is granted for the use of it other than for information purposes in connection with the products to which it relates. No licence of any intellectual property rights is granted. The Information is subject to change without notice and replaces all data sheets previously supplied. The Information supplied is believed to be accurate but the Group assumes no responsibility for its accuracy or completeness, any error in or omission from it or for any use made of it. Users of this data sheet should check for themselves the information and the suitability of the products for their purpose and not make any assumptions based on information included or omitted. Liability for loss or damage resulting from any reliance on the Information or use of it (including liability resulting from negligence or where the Group was aware of the possibility of such loss or damage arising) is excluded. This will not operate to limit or restrict the Group's liability for death or personal injury resulting from its negligence. SPC MULTICOMP is the registered trademark of the Group. © Premier Farnell plc 2009.

**TOLERANCES:
 UNLESS OTHERWISE SPECIFIED,
 DIMENSIONS ARE FOR REFERENCE PURPOSES ONLY.**

DRAWN BY:	DATE:
Venkat	06/04/09
CHECKED BY:	DATE:
Veena	06/04/09
APPROVED BY:	DATE:
Farnell	21/04/09

DRAWING TITLE:			
Multi-fan Mount			
SIZE	DWG NO.	ELECTRONIC FILE	REV
A	M10002057	89985_DWG	A
SCALE: NTS		U.O.M.: mm	SHEET: 2 OF 2