

D Ribbon

Wiremount Plug, Bailmount Option



- Accepts 26–28 AWG wire
- Accepts .050 inch round, flat or jacketed cable
- Low profile
- Flexible design offers various mounting applications
- Contact design efficiency enables multiple insertion/withdrawals

TS-0819-02
Sheet 1 of 3

Date Modified: February 19, 1999

47

Physical

Insulation

Material: Glass Filled Polyester (PBT)
Flammability: UL 94V-0
Color: Gray

Contact

Material: Copper Alloy
Plating
Underplate: 100 μ " (2.54 μ m) Nickel — QQ-N-290, Class 2
Wiping Area: 30 μ " (0.76 μ m) Gold — MIL-G-45204, Type II, Grade C

Strain Relief

Material: Stainless Steel — .012 [0.30] Thick

Wire Accommodation: 26 & 28 AWG Solid or Stranded

Marking: 3M Logo, Part Number Identification, Position 1

Electrical

Current Rating: 1 A

Insulation Resistance: $> 1 \times 10^9 \Omega$ at 500 Vdc

Withstanding Voltage: 1000 Vrms at Sea Level

Environmental

Temperature Rating: -55° to $+105^\circ\text{C}$

UL File No.: E68080

3M Interconnect Solutions Division

6801 River Place Blvd.
Austin, TX 78726-9000

For technical, sales or ordering information call
800-225-5373

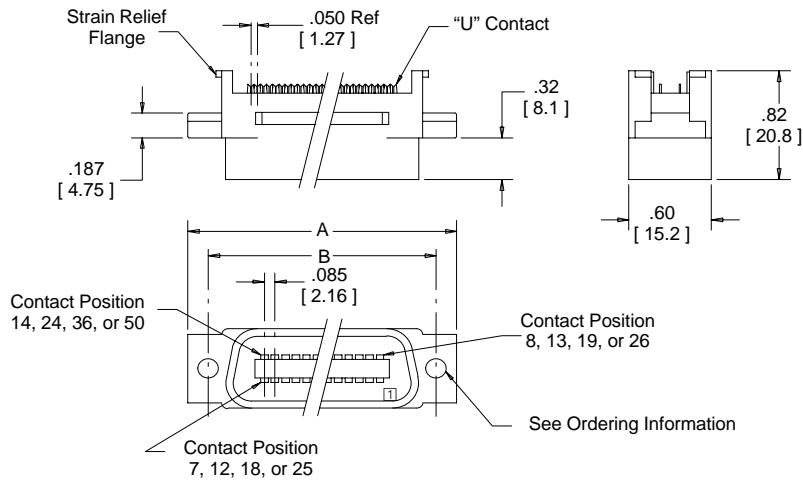
D Ribbon

Wiremount Plug, Bailmount Option

Contact Quantity	Series	Dimensions		
		A	B	C
14	3572	1.75 [44.5]	1.42 [36.1]	1.28 [32.5]
24	3548	2.17 [55.2]	1.84 [46.7]	1.70 [43.2]
36	3366	2.68 [68.1]	2.35 [59.7]	2.21 [56.1]
50	3564	3.27 [83.1]	2.95 [74.9]	2.81 [71.1]

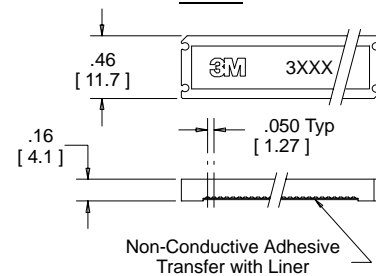


Standard Body

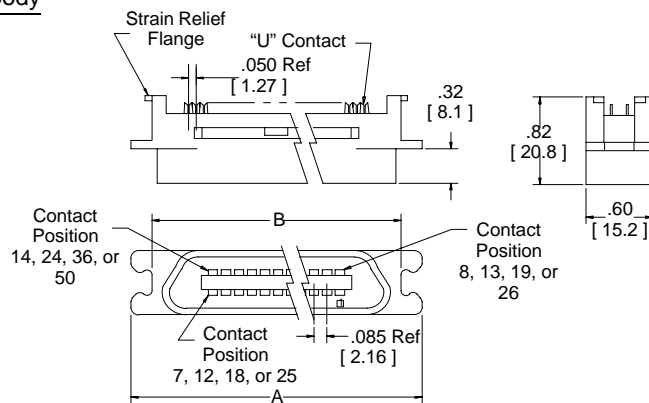


Contact Quantity	Series	Dimensions		
		A	B	C
14	3572	1.58 [40.1]	1.20 [30.5]	1.28 [32.5]
24	3548	2.01 [51.1]	1.63 [41.4]	1.70 [43.2]
36	3366	2.52 [64.0]	2.14 [54.4]	2.21 [56.1]
50	3564	3.11 [79.0]	2.73 [66.3]	2.81 [71.1]

Cover



Bailmount Body



Inch
[mm]

Tolerance Unless Noted			
	.0	.00	.000
Inch	± .1	± .01	± .005

[] Dimensions for Reference only

Ordering Information

**Connector
XXXX-100X**

Series
See Table

0 = .158 [4.01] Dia Hole
1 = Bailmount
2 = #4-40 UNC Insert

**Strain Relief
(Order Separately)
3448-XX**

60 = 14 Position
61 = 24 Position
62 = 36 Position
63 = 50 Position

TS-0819-02
Sheet 2 of 3

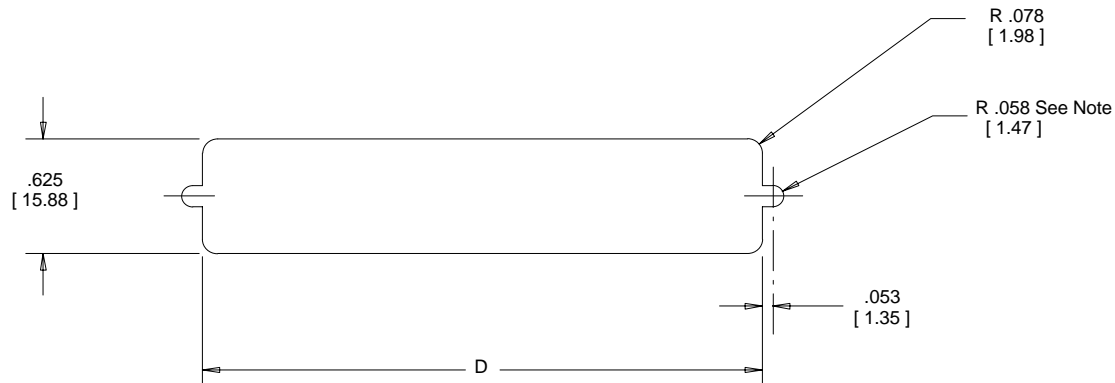
3M Interconnect Solutions Division

6801 River Place Blvd.
Austin, TX 78726-9000

For technical, sales or ordering information call
800-225-5373

D Ribbon

Recommended Panel Cutout Configurations

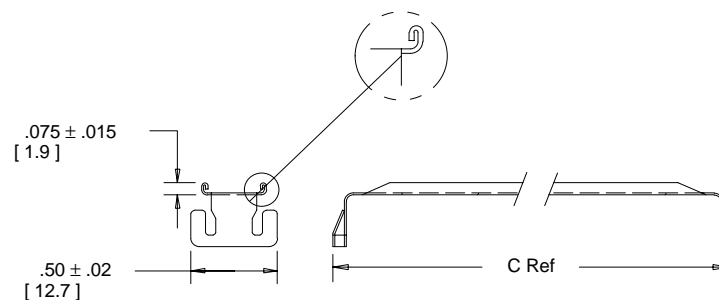


Notes:

For rear mounting of connector with IEEE-488 Type 3M Jack Socket 3341-3, use .098" [2.49 mm] R.

Contact Quantity	3M Part Number	Mounting Method	Dimension D
14	3572	Front	1.315 [33.40]
24	3548	Front	1.740 [44.20]
36	3366	Front	2.250 [57.15]
50	3564	Front	2.845 [72.26]
14	3572	Rear	1.156 [29.36]
24	3548	Rear	1.580 [40.13]
36	3366	Rear	2.090 [52.09]
50	3564	Rear	2.705 [68.71]

Strain Relief
(Order Separately)



TS-0819-02
Sheet 3 of 3

3M Interconnect Solutions Division

6801 River Place Blvd.
Austin, TX 78726-9000

For technical, sales or ordering information call
800-225-5373