

U36D Series



- **Large Can**
- **Screw Terminal**
- **+85°C General Purpose**
- **High Ripple Current Capability**
- **Extended Voltage Range to 550VDC**
- **Dimensions in Inches**



The U36D series is ideal for inverter applications requiring high ripple current capabilities. With the extended voltage range through 550 volts, the number of capacitors in series can now be reduced. All dimensions are based on the original 36D case sizes which are in inches. A stud mount can is available upon request.

Summary of Specifications

- **Screw terminals, high, low, English and Metric; stud mount also available.**
- **Capacitance range: 68 μ F to 2.2F.**
- **Voltage range: 6.3 to 550VDC.**
- **Operating temperature range: -40°C to +85°C.**
- **Leakage current: 0.02CV(μ A) or 5mA, whichever is smaller, after 5 minutes at +25°C.**
- **Standard capacitance tolerance: \pm 20%**
- **Nominal case diameter: 1.375" to 3.500"; length: 1.625" to 8.625"**
- **Rated lifetime: 2,000 hours at +85°C with rated ripple current applied.**

U36D Series

U36D Specifications

Item	Characteristics																		
Operating Temperature Range	-40 to +85°C																		
Rated Voltage Range	6.3 to 550VDC																		
Capacitance Range	68μF to 2.2F at +25°C, 120Hz																		
Capacitance Tolerance	±20% (M) at +25°C, 120Hz																		
Leakage Current	I = 0.02CV (μA) or 5mA, whichever is smaller, after 5 minutes at +25°C. Where I = Leakage current (μA), C = Nominal capacitance (μF) and V = Rated voltage (V)																		
Ripple Current Multipliers <i>Refer to Section 4 of the Mini-Glossary for explanation of Ripple Current Multipliers.</i>	<p>Ambient Temperature (°C)</p> <table border="1"> <tr> <td>≤ +55°C</td> <td>+65°C</td> <td>+75°C</td> <td>+85°C</td> </tr> <tr> <td>2.39</td> <td>2.22</td> <td>1.67</td> <td>1.00</td> </tr> </table> <p>Frequency (Hz)</p> <table border="1"> <tr> <td>50Hz</td> <td>120Hz</td> <td>300Hz</td> <td>1kHz</td> <td>3kHz</td> </tr> <tr> <td>0.8</td> <td>1.0</td> <td>1.1</td> <td>1.3</td> <td>1.4</td> </tr> </table>	≤ +55°C	+65°C	+75°C	+85°C	2.39	2.22	1.67	1.00	50Hz	120Hz	300Hz	1kHz	3kHz	0.8	1.0	1.1	1.3	1.4
≤ +55°C	+65°C	+75°C	+85°C																
2.39	2.22	1.67	1.00																
50Hz	120Hz	300Hz	1kHz	3kHz															
0.8	1.0	1.1	1.3	1.4															
Life Validation Test	<p>The following specifications shall be satisfied when the capacitors are restored to +25°C after subjecting them to the DC rated voltage for 2,000 hours at +85°C with the rated ripple current applied.</p> <p>Capacitance change: ≤ 20% from initial measurement ESR change : ≤ 300% of initial specified limit Leakage current : ≤ initial specified limit</p>																		
Shelf Test	<p>The following specifications shall be satisfied when the capacitors are restored to +25°C after exposing them for 500 hours at +85°C without voltage applied. The rated voltage shall be applied to the capacitors for a minimum of 30 minutes, at least 24 hours and not more than 48 hours before the measurements.</p> <p>Capacitance change: ≤ 20% from initial measurement ESR change : ≤ 300% of initial specified limit Leakage current : ≤ initial specified limit</p>																		

Part Numbering System for U36D Series

When ordering, always specify complete catalog number for U36D Series.

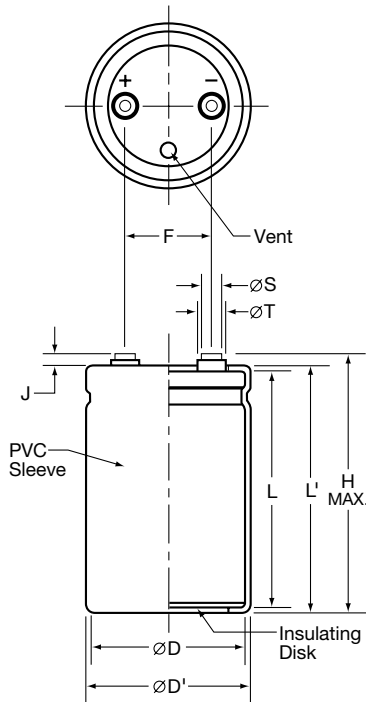
U36D	400	LG	182	M	63X79	HP
						<p>Lead Code: HP = High Post 10-32 Screw Thread (Standard). LP = Low Post 10-32 Screw Thread. CP = Low Post, High Current 1/4-28 Screw Thread. (Available only for ØD2.500" and ØD3.000") ML = Low Post M5 Screw Thread. LL = High Post M5 Screw Thread. CC = High Post, High Current, M6 Screw Thread. (Available only for ØD3.500") <i>Note: ØD3.500" available with lead codes LL or CC only.</i></p>
						Case Code: Expressed in Millimeters. See Tables for inch/mm sizes.
						Capacitance Tolerance: M = ±20%
						Capacitance Value: Expressed in Microfarads. The first two digits are significant figures, and the third digit indicates the number of zeros for capacitance of 100μF or more. R indicates the decimal point for capacitance less than 100μF (e.g. R18 = .18μF; 1R8 = 1.8μF; 18R = 18μF; 181 = 180μF; 182 = 1,800μF; 183 = 18,000μF).
						Lead Configuration: LG = Screw Terminals.
						DC Rated Voltage: Expressed in Volts (e.g. 400 = 400WVDC).
						Series Name: Indicates Basic Capacitor Design.

U36D Series

Diagram of Dimensions

Large Can/Screw Terminals

Unit: inches and mm



Terminal Specifications in Inches

Terminal Code	Thread	Thread Depth	Available Can Diameter	J ±0.032 Height	ØS ±0.010 Dia.	ØT ±0.010 Dia.	H Max. Height
HP	10 - 32 NF-2B	0.375	1.375 - 3.000	0.250	0.313	0.438	L + 0.472
LP	10 - 32 NF-2B	0.219	1.375 - 3.000	0.063	0.313	—	L + 0.276
CP	¼ - 28 NF-2B	0.344	2.500 - 3.000	0.093	0.688	—	L + 0.315
ML	M5	0.219	1.375 - 3.000	0.063	0.313	0.438	L + 0.276
LL (≤Ø3.0)	M5	0.375	1.375 - 3.000	0.250	0.313	0.438	L + 0.472
LL (Ø3.5)	M5	0.354	3.500 only	0.197	0.393	0.610	L + 0.472
CC	M6	0.354	3.500 only	0.197	0.512	0.689	L + 0.472

Terminal Specifications in Millimeters

Terminal Code	Thread	Thread Depth	Available Can Diameter	J ±0.8 Height	ØS ±0.25 Dia.	ØT ±0.25 Dia.	H Max. Height
HP	10 - 32 NF-2B	9.5	35.0 - 76.2	6.4	8.0	11.1	L + 12
LP	10 - 32 NF-2B	5.6	35.0 - 76.2	1.6	8.0	—	L + 7
CP	¼ - 28 NF-2B	8.7	63.5 - 76.2	2.4	17.5	—	L + 8
ML	M5	5.6	35.0 - 76.2	1.6	8.0	11.1	L + 7
LL (≤Ø76)	M5	9.5	35.0 - 76.2	6.4	8.0	11.1	L + 12
LL (Ø89)	M5	9.0	89.0 only	5.0	10.0	15.5	L + 12
CC	M6	9.0	89.0 only	5.0	13.0	17.5	L + 12

Refer to the Mounting Hardware page at the beginning of the Large Can section for mounting brackets and accessories.

Dimensions in Inches and Millimeters

Case Code*	Bare Can				With Insulating Sleeve				Terminal Spacing		Typical Weight (grams)
	inches		mm		inches		mm		inches	mm	
	ØD ±0.032	L ±0.063	ØD ±0.813	L ±1.60	ØD' Max.	L' Max.	ØD' Max.	L' Max.	F ±0.016	F ±0.40	
35X41	1.375	1.625	35.0	41	1.453	1.750	36.9	44.5	0.500	12.7	43
35X54		2.125		54		2.250		57.2			63
35X67		2.625		67		2.750		69.9			82
35X79		3.125		79		3.250		82.6			105
35X92		3.625		92		3.750		95.3			122
35X105		4.125		105		4.250		108.0			129
35X117		4.625		117		4.750		120.7			162
35X130		5.125		130		5.250		133.4			179
35X143		5.625		143		5.750		146.1			201
51X48		2.000		1.875		50.8		48			2.078
51X54	2.125		54	2.250	57.2		133				
51X67	2.625		67	2.750	69.9		176				
51X79	3.125		79	3.250	82.6		213				
51X92	3.625		92	3.750	95.3		261				
51X105	4.125		105	4.250	108.0		381				
51X117	4.625		117	4.750	120.7		326				
51X130	5.125		130	5.250	133.4		337				
51X143	5.625		143	5.750	146.1		408				
63X79	2.500		3.125	63.5	79		2.578	3.250	65.5	82.6	
63X105		4.125	105		4.250	108.0		473			
63X117		4.625	117		4.750	120.7		562			
63X130		5.125	130		5.250	133.4		607			
63X143		5.625	143		5.750	146.1		675			
76X79	3.000	3.125	76.2	79	3.078	3.250	78.2	82.6	1.250	31.8	496
76X92		3.625		92		3.750		95.3			598
76X105		4.125		105		4.250		108.0			700
76X117		4.625		117		4.750		120.7			802
76X130		5.125		130		5.250		133.4			944
76X143		5.625		143		5.750		146.1			1004
76X219		8.625		219		8.750		222.3			1403
89X105	3.500	4.125	89.0	105	3.578	4.250	90.9	108.0	1.240	31.5	925
89X117		4.625		117		4.750		120.7			987
89X130		5.125		130		5.250		133.4			1085
89X143		5.625		143		5.750		146.1			1121

*The case code does not indicate actual size.

U36D Series

Standard Voltage Ratings - LG/Screw Terminals

Rated Voltage (WVDC)	Capacitance (µF)	Catalog Part Number	Nominal Case Size* D × L (inches)	Maximum ESR (mΩ) at +25°C, 120Hz	Maximum Ripple Current (A rms) at +85°C, 120Hz
6.3 Volts 8 Volts Surge	39,000	U36D6.3LG393M35X41HP	1.375 × 1.625	42.7	4.48
	68,000	U36D6.3LG683M35X54HP	1.375 × 2.125	25.5	6.35
	120,000	U36D6.3LG124M35X79HP	1.375 × 3.125	15.4	9.47
	180,000	U36D6.3LG184M35X105HP	1.375 × 4.125	11.2	11.10
	220,000	U36D6.3LG224M35X117HP	1.375 × 4.625	9.8	12.55
	270,000	U36D6.3LG274M35X143HP	1.375 × 5.625	8.4	15.27
	120,000	U36D6.3LG124M51X54HP	2.000 × 2.125	16.9	7.72
	220,000	U36D6.3LG224M51X67HP	2.000 × 2.625	9.1	10.85
	270,000	U36D6.3LG274M51X79HP	2.000 × 3.125	8.8	12.60
	390,000	U36D6.3LG394M51X92HP	2.000 × 3.625	7.5	15.71
	470,000	U36D6.3LG474M51X117HP	2.000 × 4.625	5.8	17.95
	560,000	U36D6.3LG564M51X130HP	2.000 × 5.125	5.2	19.94
	680,000	U36D6.3LG684M51X143HP	2.000 × 5.625	5.0	22.31
	470,000	U36D6.3LG474M63X79HP	2.500 × 3.125	8.9	15.39
	680,000	U36D6.3LG684M63X105HP	2.500 × 4.125	6.5	20.69
	820,000	U36D6.3LG824M63X117HP	2.500 × 4.625	5.8	21.02
	1,000,000	U36D6.3LG105M63X143HP	2.500 × 5.625	4.9	24.55
	680,000	U36D6.3LG684M76X79HP	3.000 × 3.125	10.0	17.32
	820,000	U36D6.3LG824M76X92HP	3.000 × 3.625	8.6	19.55
	1,000,000	U36D6.3LG105M76X105HP	3.000 × 4.125	7.5	22.10
1,200,000	U36D6.3LG125M76X117HP	3.000 × 4.625	6.8	24.59	
1,500,000	U36D6.3LG155M76X143HP	3.000 × 5.625	5.6	29.17	
2,200,000	U36D6.3LG225M76X219HP	3.000 × 8.625	3.9	41.67	
10 Volts 13 Volts Surge	33,000	U36D10LG333M35X41HP	1.375 × 1.625	40.9	3.65
	56,000	U36D10LG563M35X54HP	1.375 × 2.125	25.0	4.99
	82,000	U36D10LG823M35X67HP	1.375 × 2.625	18.0	6.44
	100,000	U36D10LG104M35X79HP	1.375 × 3.125	15.0	7.65
	120,000	U36D10LG124M35X92HP	1.375 × 3.625	12.9	8.45
	150,000	U36D10LG154M35X105HP	1.375 × 4.125	10.9	10.03
	180,000	U36D10LG184M35X117HP	1.375 × 4.625	10.6	11.24
	220,000	U36D10LG224M35X143HP	1.375 × 5.625	8.3	12.71
	82,000	U36D10LG823M51X48HP	2.000 × 1.875	21.0	6.36
	100,000	U36D10LG104M51X54HP	2.000 × 2.125	16.6	7.37
	150,000	U36D10LG154M51X67HP	2.000 × 2.625	11.5	9.18
	220,000	U36D10LG224M51X79HP	2.000 × 3.125	8.8	11.93
	270,000	U36D10LG274M51X92HP	2.000 × 3.625	7.4	13.07
	330,000	U36D10LG334M51X105HP	2.000 × 4.125	6.4	15.32
	390,000	U36D10LG394M51X117HP	2.000 × 4.625	5.7	16.35
	470,000	U36D10LG474M51X143HP	2.000 × 5.625	4.9	19.08
	330,000	U36D10LG334M63X79HP	2.500 × 3.125	8.7	12.77
	560,000	U36D10LG564M63X105HP	2.500 × 4.125	6.3	18.77
	680,000	U36D10LG684M63X117HP	2.500 × 4.625	5.7	19.14
	820,000	U36D10LG824M63X143HP	2.500 × 5.625	4.9	20.73
680,000	U36D10LG684M76X92HP	3.000 × 3.625	8.9	18.43	
820,000	U36D10LG824M76X105HP	3.000 × 4.125	7.7	21.39	
1,000,000	U36D10LG105M76X130HP	3.000 × 5.125	6.0	23.50	
1,200,000	U36D10LG125M76X143HP	3.000 × 5.625	5.7	26.84	
1,800,000	U36D10LG185M76X219HP	3.000 × 8.625	4.0	37.69	
16 Volts 20 Volts Surge	22,000	U36D16LG223M35X41HP	1.375 × 1.625	44.2	3.16
	39,000	U36D16LG393M35X54HP	1.375 × 2.125	26.1	4.50
	56,000	U36D16LG563M35X67HP	1.375 × 2.625	19.0	5.63
	68,000	U36D16LG683M35X79HP	1.375 × 3.125	15.8	6.68
	82,000	U36D16LG823M35X92HP	1.375 × 3.625	13.5	7.86
	100,000	U36D16LG104M35X105HP	1.375 × 4.125	11.6	9.23
	120,000	U36D16LG124M35X117HP	1.375 × 4.625	10.2	10.33
	150,000	U36D16LG154M35X143HP	1.375 × 5.625	8.7	12.69
	56,000	U36D16LG563M51X48HP	2.000 × 1.875	21.7	5.51
	68,000	U36D16LG683M51X54HP	2.000 × 2.125	17.2	6.37

*The case sizes in table are with no sleeve, refer to diagram for case sizes with sleeve.

U36D Series

Standard Voltage Ratings - LG/Screw Terminals

Rated Voltage (WVDC)	Capacitance (µF)	Catalog Part Number	Nominal Case Size* D × L (inches)	Maximum ESR (mΩ) at +25°C, 120Hz	Maximum Ripple Current (A rms) at +85°C, 120Hz
16 Volts 20 Volts Surge	120,000	U36D16LG124M51X67HP	2.000 × 2.625	12.2	9.00
	150,000	U36D16LG154M51X79HP	2.000 × 3.125	9.2	10.79
	220,000	U36D16LG224M51X92HP	2.000 × 3.625	6.7	13.19
	270,000	U36D16LG274M51X117HP	2.000 × 4.625	5.9	15.71
	330,000	U36D16LG334M51X143HP	2.000 × 5.625	5.1	19.03
	220,000	U36D16LG224M63X79HP	2.500 × 3.125	8.7	12.59
	390,000	U36D16LG394M63X105HP	2.500 × 4.125	6.3	18.91
	470,000	U36D16LG474M63X117HP	2.500 × 4.625	5.7	20.24
	560,000	U36D16LG564M63X143HP	2.500 × 5.625	4.9	24.15
	470,000	U36D16LG474M76X92HP	3.000 × 3.625	8.7	19.11
	560,000	U36D16LG564M76X105HP	3.000 × 4.125	7.5	22.05
	680,000	U36D16LG684M76X117HP	3.000 × 4.625	6.3	22.91
820,000	U36D16LG824M76X143HP	3.000 × 5.625	5.6	25.28	
1,200,000	U36D16LG125M76X219HP	3.000 × 8.625	3.9	34.52	
25 Volts 32 Volts Surge	15,000	U36D25LG153M35X41HP	1.375 × 1.625	44.0	3.05
	27,000	U36D25LG273M35X54HP	1.375 × 2.125	25.7	4.38
	39,000	U36D25LG393M35X67HP	1.375 × 2.625	18.7	5.50
	47,000	U36D25LG473M35X79HP	1.375 × 3.125	15.7	6.49
	56,000	U36D25LG563M35X92HP	1.375 × 3.625	13.5	7.60
	68,000	U36D25LG683M35X105HP	1.375 × 4.125	11.6	8.89
	82,000	U36D25LG823M35X117HP	1.375 × 4.625	10.2	9.99
	100,000	U36D25LG104M35X143HP	1.375 × 5.625	8.8	12.12
	39,000	U36D25LG393M51X48HP	2.000 × 1.875	21.7	5.66
	47,000	U36D25LG473M51X54HP	2.000 × 2.125	17.2	6.52
	82,000	U36D25LG823M51X67HP	2.000 × 2.625	12.2	9.15
	100,000	U36D25LG104M51X79HP	2.000 × 3.125	9.2	10.84
	150,000	U36D25LG154M51X105HP	2.000 × 4.125	6.7	13.66
	180,000	U36D25LG184M51X117HP	2.000 × 4.625	5.9	15.71
	220,000	U36D25LG224M51X143HP	2.000 × 5.625	5.1	19.03
	180,000	U36D25LG184M63X79HP	2.500 × 3.125	8.7	13.34
	270,000	U36D25LG274M63X105HP	2.500 × 4.125	6.3	18.44
	330,000	U36D25LG334M63X117HP	2.500 × 4.625	5.7	20.39
	390,000	U36D25LG394M63X143HP	2.500 × 5.625	5.0	24.24
	330,000	U36D25LG334M76X92HP	3.000 × 3.625	8.2	19.61
	390,000	U36D25LG394M76X105HP	3.000 × 4.125	7.8	22.54
	470,000	U36D25LG474M76X117HP	3.000 × 4.625	6.4	24.52
560,000	U36D25LG564M76X143HP	3.000 × 5.625	5.7	26.73	
820,000	U36D25LG824M76X219HP	3.000 × 8.625	3.9	38.03	
35 Volts 44 Volts Surge	10,000	U36D35LG103M35X41HP	1.375 × 1.625	47.1	2.57
	18,000	U36D35LG183M35X54HP	1.375 × 2.125	27.4	3.70
	27,000	U36D35LG273M35X67HP	1.375 × 2.625	19.3	4.73
	33,000	U36D35LG333M35X79HP	1.375 × 3.125	16.1	5.63
	39,000	U36D35LG393M35X92HP	1.375 × 3.625	13.9	6.56
	47,000	U36D35LG473M35X105HP	1.375 × 4.125	12.0	7.65
	56,000	U36D35LG563M35X117HP	1.375 × 4.625	10.6	8.54
	68,000	U36D35LG683M35X130HP	1.375 × 5.125	10.3	9.89
	22,000	U36D35LG223M51X48HP	2.000 × 1.875	22.4	4.32
	33,000	U36D35LG333M51X54HP	2.000 × 2.125	17.7	5.55
	56,000	U36D35LG563M51X67HP	2.000 × 2.625	12.5	7.68
	68,000	U36D35LG683M51X79HP	2.000 × 3.125	9.5	9.08
	100,000	U36D35LG104M51X92HP	2.000 × 3.625	8.0	11.09
	120,000	U36D35LG124M51X117HP	2.000 × 4.625	6.1	12.83
	150,000	U36D35LG154M51X143HP	2.000 × 5.625	5.9	15.04
	120,000	U36D35LG124M63X79HP	2.500 × 3.125	9.1	11.34
	180,000	U36D35LG184M63X105HP	2.500 × 4.125	6.7	15.68
	220,000	U36D35LG224M63X117HP	2.500 × 4.625	5.8	18.17
	270,000	U36D35LG274M63X143HP	2.500 × 5.625	5.0	22.01

*The case sizes in table are with no sleeve, refer to diagram for case sizes with sleeve.

U36D Series

Standard Voltage Ratings - LG/Screw Terminals

Rated Voltage (WVDC)	Capacitance (µF)	Catalog Part Number	Nominal Case Size* D × L (inches)	Maximum ESR (mΩ) at +25°C, 120Hz	Maximum Ripple Current (A rms) at +85°C, 120Hz
35 Volts 44 Volts Surge	220,000	U36D35LG224M76X92HP	3.000 × 3.625	8.9	16.73
	270,000	U36D35LG274M76X105HP	3.000 × 4.125	7.8	19.58
	330,000	U36D35LG334M76X130HP	3.000 × 5.125	6.0	22.72
	390,000	U36D35LG394M76X143HP	3.000 × 5.625	5.7	24.75
	560,000	U36D35LG564M76X219HP	3.000 × 8.625	3.9	35.94
50 Volts 63 Volts Surge	6,800	U36D50LG682M35X41HP	1.375 × 1.625	48.8	3.10
	12,000	U36D50LG123M35X54HP	1.375 × 2.125	28.7	4.34
	18,000	U36D50LG183M35X67HP	1.375 × 2.625	22.8	5.40
	22,000	U36D50LG223M35X79HP	1.375 × 3.125	16.8	6.39
	27,000	U36D50LG273M35X92HP	1.375 × 3.625	14.2	7.47
	33,000	U36D50LG333M35X105HP	1.375 × 4.125	12.1	8.57
	39,000	U36D50LG393M35X117HP	1.375 × 4.625	11.8	9.34
	47,000	U36D50LG473M35X143HP	1.375 × 5.625	9.3	11.03
	15,000	U36D50LG153M51X48HP	2.000 × 1.875	25.4	5.13
	22,000	U36D50LG223M51X54HP	2.000 × 2.125	18.4	6.42
	33,000	U36D50LG333M51X67HP	2.000 × 2.625	12.8	8.20
	47,000	U36D50LG473M51X79HP	2.000 × 3.125	9.7	10.09
	56,000	U36D50LG563M51X92HP	2.000 × 3.625	8.3	11.90
	68,000	U36D50LG683M51X105HP	2.000 × 4.125	7.1	13.36
	82,000	U36D50LG823M51X117HP	2.000 × 4.625	6.3	15.20
	100,000	U36D50LG104M51X143HP	2.000 × 5.625	5.4	17.99
	68,000	U36D50LG683M63X79HP	2.500 × 3.125	9.0	12.06
	120,000	U36D50LG124M63X105HP	2.500 × 4.125	6.6	15.71
	150,000	U36D50LG154M63X117HP	2.500 × 4.625	5.9	17.81
	180,000	U36D50LG184M63X143HP	2.500 × 5.625	5.0	20.74
	120,000	U36D50LG124M76X92HP	3.000 × 3.625	8.3	14.86
	150,000	U36D50LG154M76X105HP	3.000 × 4.125	7.3	16.74
180,000	U36D50LG184M76X117HP	3.000 × 4.625	6.6	18.42	
220,000	U36D50LG224M76X130HP	3.000 × 5.125	6.2	20.04	
390,000	U36D50LG394M76X219HP	3.000 × 8.625	4.0	31.15	
63 Volts 79 Volts Surge	4,700	U36D63LG472M35X41HP	1.375 × 1.625	52.8	2.99
	8,200	U36D63LG822M35X54HP	1.375 × 2.125	31.2	4.17
	12,000	U36D63LG123M35X67HP	1.375 × 2.625	22.2	5.17
	15,000	U36D63LG153M35X79HP	1.375 × 3.125	18.2	6.15
	18,000	U36D63LG183M35X92HP	1.375 × 3.625	15.5	7.14
	22,000	U36D63LG223M35X105HP	1.375 × 4.125	13.2	8.22
	27,000	U36D63LG273M35X130HP	1.375 × 5.125	11.1	9.64
	33,000	U36D63LG333M35X143HP	1.375 × 5.625	9.7	10.75
	12,000	U36D63LG123M51X48HP	2.000 × 1.875	25.2	5.24
	15,000	U36D63LG153M51X54HP	2.000 × 2.125	19.8	6.21
	22,000	U36D63LG223M51X67HP	2.000 × 2.625	13.8	7.91
	33,000	U36D63LG333M51X79HP	2.000 × 3.125	11.2	9.85
	39,000	U36D63LG393M51X92HP	2.000 × 3.625	8.7	11.62
	47,000	U36D63LG473M51X105HP	2.000 × 4.125	7.5	13.01
	56,000	U36D63LG563M51X117HP	2.000 × 4.625	6.7	14.74
	68,000	U36D63LG683M51X143HP	2.000 × 5.625	5.7	17.51
	47,000	U36D63LG473M63X79HP	2.500 × 3.125	9.3	11.86
	82,000	U36D63LG823M63X105HP	2.500 × 4.125	6.8	15.60
	100,000	U36D63LG104M63X117HP	2.500 × 4.625	6.0	17.66
	120,000	U36D63LG124M63X143HP	2.500 × 5.625	5.2	20.55
	100,000	U36D63LG104M76X92HP	3.000 × 3.625	9.1	14.20
	120,000	U36D63LG124M76X105HP	3.000 × 4.125	7.9	16.10
150,000	U36D63LG154M76X130HP	3.000 × 5.125	6.2	19.88	
180,000	U36D63LG184M76X143HP	3.000 × 5.625	5.9	21.42	
270,000	U36D63LG274M76X219HP	3.000 × 8.625	4.1	31.94	

*The case sizes in table are with no sleeve, refer to diagram for case sizes with sleeve.

U36D Series

Standard Voltage Ratings - LG/Screw Terminals

Rated Voltage (WVDC)	Capacitance (µF)	Catalog Part Number	Nominal Case Size* D × L (inches)	Maximum ESR (mΩ) at +25°C, 120Hz	Maximum Ripple Current (A rms) at +85°C, 120Hz
80 Volts 100 Volts Surge	2,700	U36D80LG272M35X41HP	1.375 × 1.625	61.9	2.77
	4,700	U36D80LG472M35X54HP	1.375 × 2.125	36.4	3.87
	5,600	U36D80LG562M35X67HP	1.375 × 2.625	30.0	4.44
	8,200	U36D80LG822M35X79HP	1.375 × 3.125	21.7	5.65
	10,000	U36D80LG103M35X92HP	1.375 × 3.625	18.2	6.60
	12,000	U36D80LG123M35X105HP	1.375 × 4.125	15.6	7.56
	15,000	U36D80LG153M35X130HP	1.375 × 5.125	12.9	8.93
	18,000	U36D80LG183M35X143HP	1.375 × 5.625	12.8	9.99
	5,600	U36D80LG562M51X48HP	2.000 × 1.875	32.5	4.62
	8,200	U36D80LG822M51X54HP	2.000 × 2.125	23.2	5.59
	12,000	U36D80LG123M51X67HP	2.000 × 2.625	16.1	7.32
	18,000	U36D80LG183M51X79HP	2.000 × 3.125	13.0	9.22
	22,000	U36D80LG223M51X92HP	2.000 × 3.625	9.8	10.95
	27,000	U36D80LG273M51X105HP	2.000 × 4.125	9.8	12.39
	33,000	U36D80LG333M51X117HP	2.000 × 4.625	8.0	14.12
	39,000	U36D80LG393M51X143HP	2.000 × 5.625	6.3	16.65
	27,000	U36D80LG273M63X79HP	2.500 × 3.125	10.1	11.34
	39,000	U36D80LG393M63X105HP	2.500 × 4.125	7.4	15.07
	56,000	U36D80LG563M63X130HP	2.500 × 5.125	5.9	18.51
	47,000	U36D80LG473M76X92HP	3.000 × 3.625	8.7	14.52
	56,000	U36D80LG563M76X105HP	3.000 × 4.125	7.5	16.51
	68,000	U36D80LG683M76X117HP	3.000 × 4.625	6.7	18.28
	82,000	U36D80LG823M76X130HP	3.000 × 5.125	6.2	19.88
	100,000	U36D80LG104M76X143HP	3.000 × 5.625	5.5	21.42
120,000	U36D80LG124M76X219HP	3.000 × 8.625	4.1	31.53	
100 Volts 125 Volts Surge	1,800	U36D100LG182M35X41HP	1.375 × 1.625	72.1	2.57
	2,700	U36D100LG272M35X54HP	1.375 × 2.125	47.5	3.39
	3,900	U36D100LG392M35X67HP	1.375 × 2.625	33.6	4.21
	4,700	U36D100LG472M35X79HP	1.375 × 3.125	28.1	4.97
	5,600	U36D100LG562M35X92HP	1.375 × 3.625	23.6	6.22
	8,200	U36D100LG822M35X117HP	1.375 × 4.625	17.2	7.39
	10,000	U36D100LG103M35X130HP	1.375 × 5.125	14.7	8.41
	3,900	U36D100LG392M51X48HP	2.000 × 1.875	36.4	4.38
	5,600	U36D100LG562M51X54HP	2.000 × 2.125	26.2	5.41
	8,200	U36D100LG822M51X67HP	2.000 × 2.625	18.2	6.92
	10,000	U36D100LG103M51X79HP	2.000 × 3.125	14.8	8.23
	15,000	U36D100LG153M51X92HP	2.000 × 3.625	12.5	10.38
	18,000	U36D100LG183M51X117HP	2.000 × 4.625	9.0	12.65
	22,000	U36D100LG223M51X130HP	2.000 × 5.125	7.8	14.15
	27,000	U36D100LG273M51X143HP	2.000 × 5.625	7.6	15.91
	18,000	U36D100LG183M63X79HP	2.500 × 3.125	11.2	10.83
	27,000	U36D100LG273M63X105HP	2.500 × 4.125	8.0	14.41
	33,000	U36D100LG333M63X117HP	2.500 × 4.625	7.1	16.47
	39,000	U36D100LG393M63X130HP	2.500 × 5.625	6.0	19.15
	33,000	U36D100LG333M76X92HP	3.000 × 3.625	9.3	14.05
	39,000	U36D100LG393M76X105HP	3.000 × 4.125	8.0	16.00
	47,000	U36D100LG473M76X117HP	3.000 × 4.625	7.2	17.65
	56,000	U36D100LG563M76X130HP	3.000 × 5.125	6.6	19.42
	82,000	U36D100LG823M76X219HP	3.000 × 8.625	4.3	30.41
160 Volts 200 Volts Surge	820	U36D160LG821M35X41HP	1.375 × 1.625	202.0	1.95
	1,500	U36D160LG152M35X54HP	1.375 × 2.125	110.0	2.83
	2,200	U36D160LG222M35X67HP	1.375 × 2.625	76.9	3.57
	2,700	U36D160LG272M35X79HP	1.375 × 3.125	57.4	4.26
	3,300	U36D160LG332M35X92HP	1.375 × 3.625	51.1	5.05
	3,900	U36D160LG392M35X105HP	1.375 × 4.125	43.6	5.83
	4,700	U36D160LG472M35X117HP	1.375 × 4.625	36.7	6.55
	5,600	U36D160LG562M35X143HP	1.375 × 5.625	31.0	7.85

*The case sizes in table are with no sleeve, refer to diagram for case sizes with sleeve.

U36D Series

Standard Voltage Ratings - LG/Screw Terminals

Rated Voltage (WVDC)	Capacitance (µF)	Catalog Part Number	Nominal Case Size* D × L (inches)	Maximum ESR (mΩ) at +25°C, 120Hz	Maximum Ripple Current (A rms) at +85°C, 120Hz
160 Volts 200 Volts Surge	2,200	U36D160LG222M51X48HP	2.000 × 1.875	80.9	3.86
	2,700	U36D160LG272M51X54HP	2.000 × 2.125	64.7	4.49
	3,900	U36D160LG392M51X67HP	2.000 × 2.625	44.7	5.73
	5,600	U36D160LG562M51X79HP	2.000 × 3.125	31.8	7.37
	8,200	U36D160LG822M51X92HP	2.000 × 3.625	22.4	9.53
	10,000	U36D160LG103M51X117HP	2.000 × 4.625	18.4	11.71
	12,000	U36D160LG123M51X130HP	2.000 × 5.125	15.9	13.46
	10,000	U36D160LG103M63X79HP	2.500 × 3.125	21.5	11.23
	15,000	U36D160LG153M63X105HP	2.500 × 4.125	14.9	15.52
	18,000	U36D160LG183M63X117HP	2.500 × 4.625	12.5	17.82
	22,000	U36D160LG223M63X143HP	2.500 × 5.625	10.6	21.54
	18,000	U36D160LG183M76X92HP	3.000 × 3.625	15.2	17.74
	22,000	U36D160LG223M76X105HP	3.000 × 4.125	12.9	20.73
	27,000	U36D160LG273M76X130HP	3.000 × 5.125	10.3	25.17
33,000	U36D160LG333M76X143HP	3.000 × 5.625	9.2	29.02	
47,000	U36D160LG473M76X219HP	3.000 × 8.625	6.7	41.98	
200 Volts 250 Volts Surge	680	U36D200LG681M35X41HP	1.375 × 1.625	205.0	1.78
	1,000	U36D200LG102M35X54HP	1.375 × 2.125	137.0	2.31
	1,500	U36D200LG152M35X67HP	1.375 × 2.625	92.0	2.95
	1,800	U36D200LG182M35X79HP	1.375 × 3.125	76.6	3.48
	2,200	U36D200LG222M35X92HP	1.375 × 3.625	63.0	4.12
	2,700	U36D200LG272M35X105HP	1.375 × 4.125	51.8	4.85
	3,300	U36D200LG332M35X117HP	1.375 × 4.625	43.0	5.49
	3,900	U36D200LG392M35X130HP	1.375 × 5.125	36.8	6.27
	1,500	U36D200LG152M51X48HP	2.000 × 1.875	97.1	3.19
	2,200	U36D200LG222M51X54HP	2.000 × 2.125	67.0	4.05
	3,300	U36D200LG332M51X67HP	2.000 × 2.625	44.8	5.27
	3,900	U36D200LG392M51X79HP	2.000 × 3.125	37.4	6.15
	5,600	U36D200LG562M51X92HP	2.000 × 3.625	26.6	7.87
	8,200	U36D200LG822M51X117HP	2.000 × 4.625	18.9	10.60
	10,000	U36D200LG103M51X143HP	2.000 × 5.625	15.7	12.83
	6,800	U36D200LG682M63X79HP	2.500 × 3.125	24.9	9.26
	10,000	U36D200LG103M63X105HP	2.500 × 4.125	17.3	12.67
	12,000	U36D200LG123M63X117HP	2.500 × 4.625	14.5	14.55
	15,000	U36D200LG153M63X143HP	2.500 × 5.625	12.1	17.79
	12,000	U36D200LG123M76X92HP	3.000 × 3.625	17.0	14.49
15,000	U36D200LG153M76X105HP	3.000 × 4.125	14.3	17.12	
18,000	U36D200LG183M76X117HP	3.000 × 4.625	12.4	19.64	
22,000	U36D200LG223M76X130HP	3.000 × 5.125	10.8	22.72	
33,000	U36D200LG333M76X219HP	3.000 × 8.625	7.3	35.17	
250 Volts 300 Volts Surge	470	U36D250LG471M35X41HP	1.375 × 1.625	271.2	1.48
	820	U36D250LG821M35X54HP	1.375 × 2.125	154.3	2.09
	1,200	U36D250LG122M35X67HP	1.375 × 2.625	105.8	2.64
	1,500	U36D250LG152M35X79HP	1.375 × 3.125	84.7	3.18
	1,800	U36D250LG182M35X92HP	1.375 × 3.625	70.8	3.73
	2,200	U36D250LG222M35X105HP	1.375 × 4.125	58.4	4.38
	2,700	U36D250LG272M35X130HP	1.375 × 5.125	47.8	5.21
	3,300	U36D250LG332M35X143HP	1.375 × 5.625	39.8	6.03
	1,200	U36D250LG122M51X48HP	2.000 × 1.875	111.5	2.85
	1,500	U36D250LG152M51X54HP	2.000 × 2.125	87.9	3.34
	2,200	U36D250LG222M51X67HP	2.000 × 2.625	59.8	4.31
	3,300	U36D250LG332M51X79HP	2.000 × 3.125	40.8	5.66
	3,900	U36D250LG392M51X92HP	2.000 × 3.625	34.4	6.57
	4,700	U36D250LG472M51X105HP	2.000 × 4.125	28.8	7.65
	5,600	U36D250LG562M51X117HP	2.000 × 4.625	24.5	8.76
	6,800	U36D250LG682M51X143HP	2.000 × 5.625	20.3	10.58
	4,700	U36D250LG472M63X79HP	2.500 × 3.125	31.0	7.70
	8,200	U36D250LG822M63X105HP	2.500 × 4.125	19.2	11.47

*The case sizes in table are with no sleeve, refer to diagram for case sizes with sleeve.

U36D Series

Standard Voltage Ratings - LG/Screw Terminals

Rated Voltage (WVDC)	Capacitance (µF)	Catalog Part Number	Nominal Case Size* D × L (inches)	Maximum ESR (mΩ) at +25°C, 120Hz	Maximum Ripple Current (A rms) at +85°C, 120Hz
250 Volts 300 Volts Surge	10,000	U36D250LG103M63X117HP	2.500 × 4.625	18.4	13.28
	12,000	U36D250LG123M63X143HP	2.500 × 5.625	13.6	15.91
	10,000	U36D250LG103M76X92HP	3.000 × 3.625	18.8	13.22
	12,000	U36D250LG123M76X105HP	3.000 × 4.125	15.9	15.31
	15,000	U36D250LG153M76X130HP	3.000 × 5.125	12.6	18.76
	18,000	U36D250LG183M76X143HP	3.000 × 5.625	11.2	21.43
	27,000	U36D250LG273M76X219HP	3.000 × 8.625	7.7	31.82
315 Volts 365 Volts Surge	390	U36D315LG391M35X54HP	1.375 × 2.125	513.0	1.44
	560	U36D315LG561M35X67HP	1.375 × 2.625	356.0	1.80
	820	U36D315LG821M35X79HP	1.375 × 3.125	243.0	2.35
	1,000	U36D315LG102M35X92HP	1.375 × 3.625	200.0	2.78
	1,200	U36D315LG122M35X117HP	1.375 × 4.625	166.0	3.31
	1,500	U36D315LG152M35X130HP	1.375 × 5.125	133.0	3.89
	560	U36D315LG561M51X48HP	2.000 × 1.875	366.0	1.95
	820	U36D315LG821M51X54HP	2.000 × 2.125	248.0	2.47
	1,200	U36D315LG122M51X67HP	2.000 × 2.625	168.0	3.18
	1,500	U36D315LG152M51X79HP	2.000 × 3.125	134.0	3.81
	2,200	U36D315LG222M51X92HP	2.000 × 3.625	92.0	4.94
	2,700	U36D315LG272M51X117HP	2.000 × 4.625	74.9	6.09
	3,300	U36D315LG332M51X130HP	2.000 × 5.125	61.8	7.06
	3,900	U36D315LG392M51X143HP	2.000 × 5.625	52.5	8.01
	2,700	U36D315LG272M63X79HP	2.500 × 3.125	77.5	5.83
	3,900	U36D315LG392M63X105HP	2.500 × 4.125	53.8	7.91
	4,700	U36D315LG472M63X117HP	2.500 × 4.625	44.7	9.11
	5,600	U36D315LG562M63X130HP	2.500 × 5.125	38.1	10.41
	4,700	U36D315LG472M76X92HP	3.000 × 3.625	46.8	9.07
	5,600	U36D315LG562M76X105HP	3.000 × 4.125	39.4	10.46
6,800	U36D315LG682M76X117HP	3.000 × 4.625	32.9	12.07	
8,200	U36D315LG822M76X130HP	3.000 × 5.125	27.8	13.87	
15,000	U36D315LG153M76X219HP	3.000 × 8.625	15.9	23.71	
350 Volts 400 Volts Surge	220	U36D350LG221M35X41HP	1.375 × 1.625	887.0	1.17
	330	U36D350LG331M35X54HP	1.375 × 2.125	545.0	1.53
	470	U36D350LG471M35X67HP	1.375 × 2.625	379.0	1.91
	680	U36D350LG681M35X79HP	1.375 × 3.125	262.0	2.47
	820	U36D350LG821M35X92HP	1.375 × 3.625	217.0	2.91
	1,000	U36D350LG102M35X105HP	1.375 × 4.125	178.0	3.41
	1,200	U36D350LG122M35X130HP	1.375 × 5.125	148.0	4.01
	470	U36D350LG471M51X48HP	2.000 × 1.875	390.0	2.06
	680	U36D350LG681M51X54HP	2.000 × 2.125	267.0	2.60
	1,000	U36D350LG102M51X67HP	2.000 × 2.625	180.0	3.35
	1,200	U36D350LG122M51X79HP	2.000 × 3.125	149.0	3.94
	1,800	U36D350LG182M51X92HP	2.000 × 3.625	100.0	5.15
	2,200	U36D350LG222M51X105HP	2.000 × 4.125	82.5	6.04
	2,700	U36D350LG272M51X117HP	2.000 × 4.625	67.3	7.03
	3,300	U36D350LG332M51X143HP	2.000 × 5.625	55.3	8.51
	2,200	U36D350LG222M63X79HP	2.500 × 3.125	84.5	6.08
	3,300	U36D350LG332M63X105HP	2.500 × 4.125	56.6	8.40
	3,900	U36D350LG392M63X117HP	2.500 × 4.625	47.9	9.58
	4,700	U36D350LG472M63X130HP	2.500 × 5.125	40.4	11.02
	3,900	U36D350LG392M76X92HP	3.000 × 3.625	49.9	9.54
	4,700	U36D350LG472M76X105HP	3.000 × 4.125	41.7	11.06
	5,600	U36D350LG562M76X117HP	3.000 × 4.625	35.3	12.65
	6,800	U36D350LG682M76X130HP	3.000 × 5.125	29.6	14.59
	8,200	U36D350LG822M76X143HP	3.000 × 5.625	25.1	16.70
	12,000	U36D350LG123M76X219HP	3.000 × 8.625	17.4	24.49
	6,800	U36D350LG682M89X105LL	3.500 × 4.125	32.0	11.39
	8,200	U36D350LG822M89X117LL	3.500 × 4.625	27.0	12.88
10,000	U36D350LG103M89X143LL	3.500 × 5.625	23.0	15.17	

*The case sizes in table are with no sleeve, refer to diagram for case sizes with sleeve.

U36D Series

Standard Voltage Ratings - LG/Screw Terminals

Rated Voltage (WVDC)	Capacitance (µF)	Catalog Part Number	Nominal Case Size* D × L (inches)	Maximum ESR (mΩ) at +25°C, 120Hz	Maximum Ripple Current (A rms) at +85°C, 120Hz
400 Volts 450 Volts Surge	180	U36D400LG181M35X41HP	1.375 × 1.625	921.0	1.06
	330	U36D400LG331M35X54HP	1.375 × 2.125	495.0	1.53
	390	U36D400LG391M35X67HP	1.375 × 2.625	416.0	1.74
	560	U36D400LG561M35X79HP	1.375 × 3.125	289.0	2.24
	680	U36D400LG681M35X92HP	1.375 × 3.625	238.0	2.65
	820	U36D400LG821M35X105HP	1.375 × 4.125	197.0	3.09
	1,000	U36D400LG102M35X117HP	1.375 × 4.625	162.0	3.49
	1,200	U36D400LG122M35X143HP	1.375 × 5.625	135.0	4.20
	390	U36D400LG391M51X48HP	2.000 × 1.875	416.0	1.88
	560	U36D400LG561M51X54HP	2.000 × 2.125	295.0	2.36
	820	U36D400LG821M51X67HP	2.000 × 2.625	200.0	3.04
	1,200	U36D400LG122M51X79HP	2.000 × 3.125	137.0	3.94
	1,500	U36D400LG152M51X92HP	2.000 × 3.625	109.0	4.71
	1,800	U36D400LG182M51X105HP	2.000 × 4.125	91.5	5.47
	2,200	U36D400LG222M51X117HP	2.000 × 4.625	75.0	6.34
	2,700	U36D400LG272M51X143HP	2.000 × 5.625	61.3	7.70
	1,800	U36D400LG182M63X79HP	2.500 × 3.125	93.5	5.50
	2,700	U36D400LG272M63X105HP	2.500 × 4.125	62.6	7.60
	3,900	U36D400LG392M63X117HP	2.500 × 4.625	44.2	9.58
	4,700	U36D400LG472M63X143HP	2.500 × 5.625	37.0	11.50
	3,900	U36D400LG392M76X92HP	3.000 × 3.625	46.5	9.54
	4,700	U36D400LG472M76X105HP	3.000 × 4.125	38.8	11.06
	5,600	U36D400LG562M76X130HP	3.000 × 5.125	32.3	13.24
	6,800	U36D400LG682M76X143HP	3.000 × 5.625	27.1	15.21
	10,000	U36D400LG103M76X219HP	3.000 × 8.625	18.7	22.36
	5,600	U36D400LG562M89X105LL	3.500 × 4.125	37.0	10.59
	6,800	U36D400LG682M89X117LL	3.500 × 4.625	31.0	12.02
	8,200	U36D400LG822M89X130LL	3.500 × 5.125	26.0	13.82
450 Volts 500 Volts Surge	150	U36D450LG151M35X41HP	1.375 × 1.625	1,687.8	0.96
	270	U36D450LG271M35X54HP	1.375 × 2.125	923.3	1.39
	330	U36D450LG331M35X67HP	1.375 × 2.625	749.9	1.60
	470	U36D450LG471M35X79HP	1.375 × 3.125	525.5	2.05
	560	U36D450LG561M35X92HP	1.375 × 3.625	440.3	2.40
	680	U36D450LG681M35X105HP	1.375 × 4.125	362.5	2.81
	820	U36D450LG821M35X117HP	1.375 × 4.625	300.7	3.16
	1,000	U36D450LG102M35X143HP	1.375 × 5.625	246.6	3.83
	330	U36D450LG331M51X48HP	2.000 × 1.875	653.4	1.73
	470	U36D450LG471M51X54HP	2.000 × 2.125	535.9	2.16
	680	U36D450LG681M51X67HP	2.000 × 2.625	366.8	2.76
	1,000	U36D450LG102M51X79HP	2.000 × 3.125	249.0	3.60
	1,200	U36D450LG122M51X92HP	2.000 × 3.625	207.1	4.21
	1,500	U36D450LG152M51X105HP	2.000 × 4.125	165.8	4.99
	1,800	U36D450LG182M51X117HP	2.000 × 4.625	138.3	5.74
	2,200	U36D450LG222M51X143HP	2.000 × 5.625	113.2	6.95
	1,500	U36D450LG152M63X79HP	2.500 × 3.125	168.2	5.02
	2,200	U36D450LG222M63X105HP	2.500 × 4.125	114.5	6.86
	2,700	U36D450LG272M63X117HP	2.500 × 4.625	93.7	7.97
	3,300	U36D450LG332M63X130HP	2.500 × 5.125	77.1	9.23
	3,900	U36D450LG392M63X143HP	2.500 × 5.625	65.6	10.47
	2,700	U36D450LG272M76X92HP	3.000 × 3.625	95.6	7.93
	3,900	U36D450LG392M76X105HP	3.000 × 4.125	78.4	10.08
	4,700	U36D450LG472M76X130HP	3.000 × 5.125	55.7	12.13
	5,600	U36D450LG562M76X143HP	3.000 × 5.625	47.2	13.80
	8,200	U36D450LG822M76X219HP	3.000 × 8.625	32.4	20.25
	4,700	U36D450LG472M89X105LL	3.500 × 4.125	67.0	7.87
	5,600	U36D450LG562M89X117LL	3.500 × 4.625	56.0	8.94
6,800	U36D450LG682M89X130LL	3.500 × 5.125	47.0	10.28	

*The case sizes in table are with no sleeve, refer to diagram for case sizes with sleeve.

U36D Series

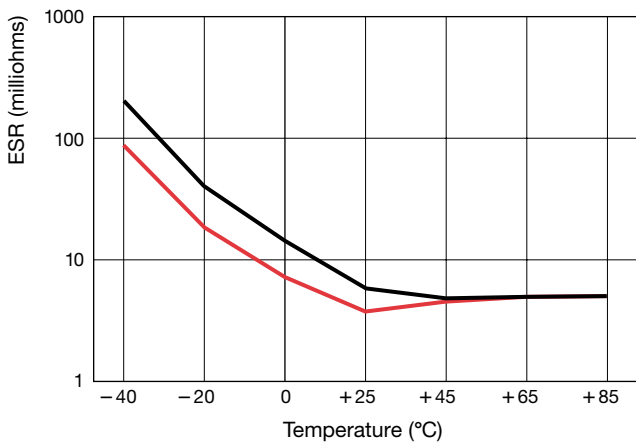
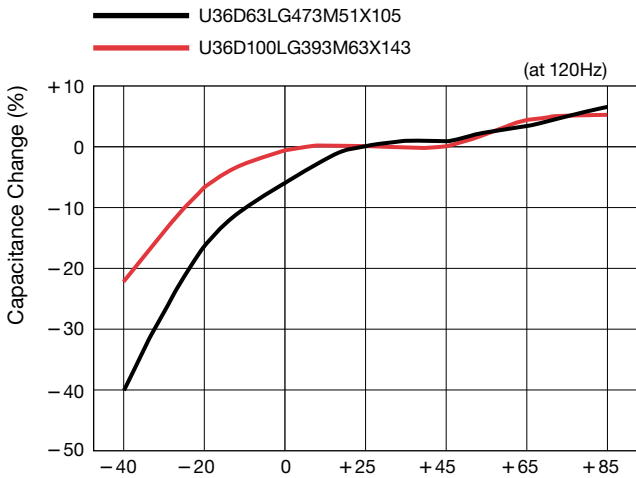
Standard Voltage Ratings - LG/Screw Terminals

Rated Voltage (WVDC)	Capacitance (µF)	Catalog Part Number	Nominal Case Size* D × L (inches)	Maximum ESR (mΩ) at +25°C, 120Hz	Maximum Ripple Current (A rms) at +85°C, 120Hz
500 Volts 550 Volts Surge	100	U36D500LG101M35X41HP	1.375 × 1.625	3,918.0	0.60
	180	U36D500LG181M35X54HP	1.375 × 2.125	2,141.0	0.87
	220	U36D500LG221M35X67HP	1.375 × 2.625	1,739.0	1.00
	330	U36D500LG331M35X79HP	1.375 × 3.125	1,155.0	1.32
	390	U36D500LG391M35X92HP	1.375 × 3.625	975.0	1.54
	470	U36D500LG471M35X105HP	1.375 × 4.125	808.0	1.79
	560	U36D500LG561M35X117HP	1.375 × 4.625	677.0	2.00
	680	U36D500LG681M35X143HP	1.375 × 5.625	557.0	2.42
	220	U36D500LG221M51X48HP	2.000 × 1.875	1,453.0	1.08
	330	U36D500LG331M51X54HP	2.000 × 2.125	1,177.0	1.39
	470	U36D500LG471M51X67HP	2.000 × 2.625	817.0	1.76
	680	U36D500LG681M51X79HP	2.000 × 3.125	563.0	2.27
	820	U36D500LG821M51X92HP	2.000 × 3.625	465.0	2.67
	1,000	U36D500LG102M51X105HP	2.000 × 4.125	381.0	3.12
	1,200	U36D500LG122M51X117HP	2.000 × 4.625	317.0	3.59
	1,500	U36D500LG152M51X143HP	2.000 × 5.625	253.0	4.40
	1,000	U36D500LG102M63X79HP	2.500 × 3.125	320.0	3.14
	1,500	U36D500LG152M63X105HP	2.500 × 4.125	213.0	4.35
	2,200	U36D500LG222M63X117HP	2.500 × 4.625	212.0	5.52
	2,200	U36D500LG222M76X92HP	3.000 × 3.625	175.0	5.49
	2,700	U36D500LG272M76X117HP	3.000 × 4.625	142.0	6.74
	3,900	U36D500LG392M76X143HP	3.000 × 5.625	99.0	8.83
	5,600	U36D500LG562M76X219HP	3.000 × 8.625	69.0	12.83
	3,900	U36D500LG392M89X105LL	3.500 × 4.125	131.0	5.63
	4,700	U36D500LG472M89X117LL	3.500 × 4.625	109.0	6.62
	5,600	U36D500LG562M89X130LL	3.500 × 5.125	92.0	7.35
6,800	U36D500LG682M89X143LL	3.500 × 5.625	76.0	8.35	
550 Volts 600 Volts Surge	68	U36D550LG68RM35X41HP	1.375 × 1.625	3,997.0	0.50
	120	U36D550LG121M35X54HP	1.375 × 2.125	2,227.0	0.71
	150	U36D550LG151M35X67HP	1.375 × 2.625	1,769.0	0.83
	220	U36D550LG221M35X79HP	1.375 × 3.125	1,202.0	1.08
	270	U36D550LG271M35X92HP	1.375 × 3.625	977.0	1.28
	330	U36D550LG331M35X117HP	1.375 × 4.625	797.0	1.54
	390	U36D550LG391M35X130HP	1.375 × 5.125	674.0	1.75
	470	U36D550LG471M35X143HP	1.375 × 5.625	559.0	2.01
	220	U36D550LG221M51X54HP	2.000 × 2.125	1,224.0	1.13
	330	U36D550LG331M51X67HP	2.000 × 2.625	808.0	1.48
	470	U36D550LG471M51X79HP	2.000 × 3.125	565.0	1.89
	560	U36D550LG561M51X92HP	2.000 × 3.625	472.0	2.21
	680	U36D550LG681M51X105HP	2.000 × 4.125	388.0	2.58
	820	U36D550LG821M51X117HP	2.000 × 4.625	322.0	2.97
	1,000	U36D550LG102M51X143HP	2.000 × 5.625	263.0	3.59
	680	U36D550LG681M63X79HP	2.500 × 3.125	391.0	2.59
	1,000	U36D550LG102M63X105HP	2.500 × 4.125	265.0	3.89
	1,200	U36D550LG122M63X117HP	2.500 × 4.625	220.0	4.56
	1,500	U36D550LG152M63X143HP	2.500 × 5.625	176.0	5.46
	1,200	U36D550LG122M76X92HP	3.000 × 3.625	222.0	4.06
	1,500	U36D550LG152M76X105HP	3.000 × 4.125	178.0	4.79
	1,800	U36D550LG182M76X117HP	3.000 × 4.625	148.0	5.50
	2,200	U36D550LG222M76X130HP	3.000 × 5.125	121.0	6.36
	3,900	U36D550LG392M76X219HP	3.000 × 8.625	69.0	10.71
	1,800	U36D550LG182M89X105LL	3.500 × 4.125	159.0	5.11
	2,200	U36D550LG222M89X117LL	3.500 × 4.625	130.0	6.06
2,700	U36D550LG272M89X130LL	3.500 × 5.125	107.0	6.81	
3,300	U36D550LG332M89X143LL	3.500 × 5.625	88.0	7.76	

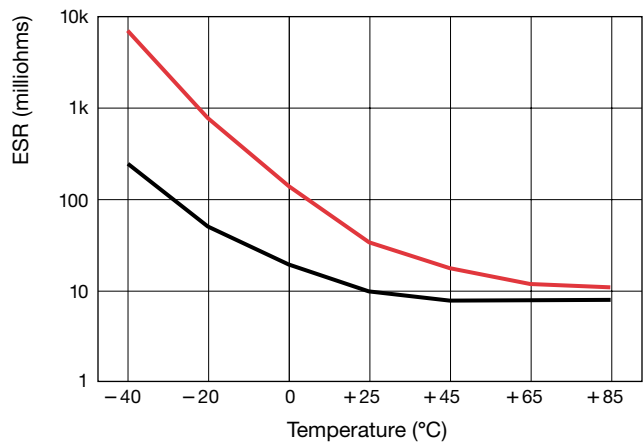
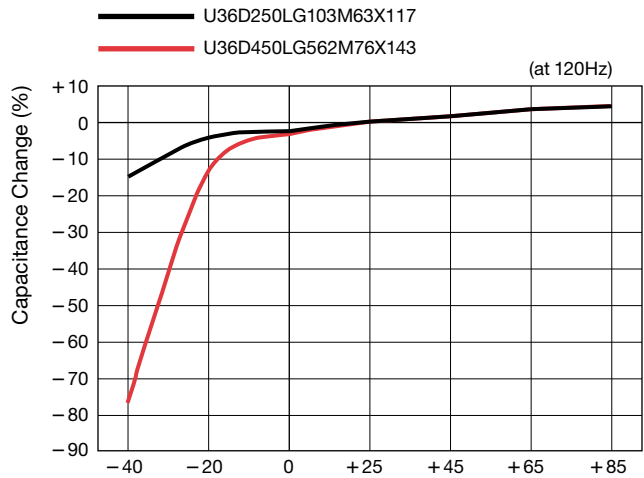
*The case sizes in table are with no sleeve, refer to diagram for case sizes with sleeve.

U36D Series

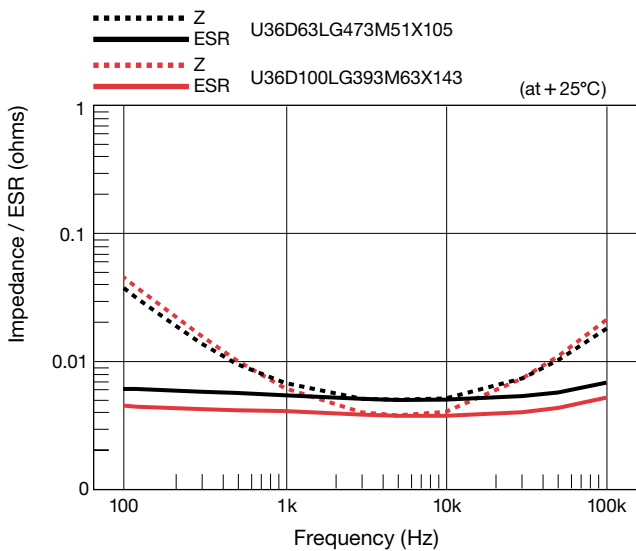
Temperature Characteristics



Temperature Characteristics



Impedance/ESR - Frequency Characteristics



Impedance/ESR - Frequency Characteristics

