

Nano-Change® (M8) Coupler Moulded Connectors



3 Pole

- 1 Brown
- 3 Blue
- 4 Black



4 Pole

- 1 Brown
- 2 White
- 3 Blue
- 4 Black



5 Pole

- 1 Brown
- 2 White
- 3 Blue
- 4 Black
- 5 Grey

Female Connector

Cable Length (m)

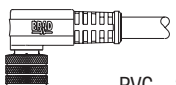
WIRING CONFIGURATION

Nano-Change® (M8) Straight



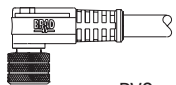
PVC	2.0	403000E03M020	404000E03M020		
	5.0	403000E03M050	404000E03M050		
	10.0	403000E03M100	404000E03M100		
PUR	2.0	403000P03M020	404000P03M020	405000P02M020	
	5.0	403000P03M050	404000P03M050	405000P02M050	
	10.0	403000P03M100	404000P03M100	405000P02M100	

Nano-Change® (M8) 90°



PVC	2.0	403001E03M020	404001E03M020		
	5.0	403001E03M050	404001E03M050		
	10.0	403001E03M100	404001E03M100		
PUR	2.0	403001P03M020	404001P03M020	405001P02M020	
	5.0	403001P03M050	404001P03M050	405001P02M050	
	10.0	403001P03M100	404001P03M100	405001P02M100	

Nano-Change® (M8) 90° PNP LED



PVC	2.0	4030P1E03M020			
	5.0	4030P1E03M050			
	10.0	4030P1E03M100			
PUR	2.0	4030P1P03M020			
	5.0	4030P1P03M050			
	10.0	4030P1P03M100			



3 Pole

- 1 Brown
- 3 Blue
- 4 Black



4 Pole

- 1 Brown
- 2 White
- 3 Blue
- 4 Black



5 Pole

- 1 Brown
- 2 White
- 3 Blue
- 4 Black
- 5 Grey

Male Connector

Cable Length (m)

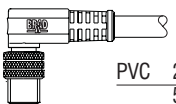
WIRING CONFIGURATION

Nano-Change® (M8) Straight



PVC	2.0	403006E03M020	404006E03M020		
	5.0	403006E03M050	404006E03M050		
	10.0	403006E03M100	404006E03M100		
PUR	2.0	403006P03M020	404006P03M020	405006P02M020	
	5.0	403006P03M050	404006P03M050	405006P02M050	
	10.0	403006P03M100	404006P03M100	405006P02M100	

Nano-Change® (M8) 90°



PVC	2.0	403007E03M020	404007E03M020		
	5.0	403007E03M050	404007E03M050		
	10.0	403007E03M100	404007E03M100		
PUR	2.0	403007P03M020	404007P03M020	405007P02M020	
	5.0	403007P03M050	404007P03M050	405007P02M050	
	10.0	403007P03M100	404007P03M100	405007P02M100	

MULTI-PORT SPECIFICATION

Series	BEY & BNY	BEY & BNY	BTY	BTY	BSY
Product	Nano-Change - Single I/O	Nano-Change - Twin I/O	Micro-Change Top Mount Single I/O	Micro-Change Top Mount Twin I/O	Micro-Change Side Mount Single I/O
I/O Connectors	M8 Coupler	M8 Coupler	M12 Coupler	M12 Coupler	M12 Coupler
Number of I/O	4, 6, 8 & 10	8, 12, 16 & 20	4, 6 & 8	8, 12 & 16	4, 6 & 8
Contact Material	Gold plated Brass	Gold plated Brass	Gold plated Brass	Gold plated Brass	Gold plated Brass
Insert Material	PUR	PUR	PBT	PBT	PA
O-ring Material	Viton	Viton	Viton	Viton	Viton
Body Material	PBT	PBT	PBT	PBT	PA
Coupling Material	Nickel plated Brass	Nickel plated Brass	Nickel plated Brass	Nickel plated Brass	Epoxy coated Zinc
Voltage Rating with LED	10 to 30 Vdc	10 to 30 Vdc	10 to 30 Vdc	10 to 30 Vdc	10 to 30 Vdc
Current Rating Per I/O	2 Amps	1 Amps	2 Amps	2 Amps	2 Amps
Total Unit - Cable Version	6 Amps	6 Amps	12 Amps	12 Amps	12 Amps
Total Unit - Connector Version	6 Amps	3 Amps	12 Amps	12 Amps	12 Amps
Protection Class	Cable - IP68 M16 Connector - IP67	Cable - IP68 M16 Connector - IP67	Cable - IP68 M23 Connector - IP67 Mini-Change - IP68	Cable - IP68 M23 Connector - IP67 Mini-Change - IP68 Attachable - IP67	Cable - IP68 Mini-Change - IP68

CABLE SPECIFICATION

ID No	No of Cores	Jacket Colour	Cross Section	Stranding Group	Screen	Nominal Diameter	Nano-Change	Micro-Change	Mini-Change	M23 Connctr.	M16 Connctr.	mPm DIN 43650	Nano Multi Ports	Micro Multi Ports	
PVC - General Purpose - Conveyors, Food Processing, etc - 300 V, -5°C to +70°C, PVC Outer Jacket over PVC Insulation															
E02	3 & 4	Yellow	0.25mm ²	B	None	4.5mm	✓	✓							
E03	3 & 4	Yellow	0.34mm ²	C	None	5.0mm	✓	✓							
	5					5.5mm	✓	✓							
E12	3	Black	0.50mm ²	E	None	5.5mm	✓	✓				✓			
E18	3 & 4	Yellow	0.20mm ²	C	80% Braid	5.0mm	✓	✓							
E51	4	Grey	0.25mm ²	B	None	4.5mm	✓	✓							
E52	3 & 4	Grey	0.34mm ²	C	None	5.0mm	✓	✓							
	5					5.5mm	✓	✓							
PVC for Multi-Ports - General Purpose - Conveyors, Food Processing, etc - 300 V, -5°C to +70°C, PVC Outer Jacket over PVC Insulation															
E80	7	Yellow	4x0.34 & 3x0.75mm ²	C & E	None	8.4mm			✓	✓				✓	
	9					9.5mm			✓	✓				✓	
	11					9.5mm			✓	✓				✓	
	15					9.8mm			✓	✓				✓	
	19					11.4mm			✓	✓				✓	
CEI PVC - IEC332.3A - Self Extinguishing, Flame Retardant Oil Resistant PVC - 300 V, -5°C to +70°C, CEI PVC Outer Jacket over CEI PVC Insulation															
I02	3 & 4	Grey	0.25mm ²	B	None	4.5mm	✓	✓							
I03	3 & 4	Grey	0.34mm ²	C	None	5.0mm	✓	✓							
	5					5.5mm	✓	✓							
I20	3	Grey	0.34mm ²	C	80% Braid	5.0mm	✓	✓							
	4					6.3mm	✓	✓							
SJTO Type - UL listed/CSA Approved - Self Extinguishing & Flame Retardant - Good weld splatter resistance & rough duty use - 300 V, -40°C to +105°C, UL/CSA PVC Outer Jacket over UL/CSA PVC Insulation															
S20	3 & 4	Yellow	0.34mm ²	D	50% Braid	6.3mm		✓				✓			
S26	5	Yellow	0.34mm ²	D	50% Braid	6.5mm		✓				✓			
PUR - General Purpose, Oil resistant for machining applications - 300 V, -5°C to +90°C, PUR Outer Jacket over PVC Insulation															
P03	3 & 4	Black	0.34mm ²	C	None	5.0mm	✓	✓							
	5					5.5mm	✓	✓							
P08	3 & 4	Yellow	0.25mm ²	A	None	4.5mm	✓	✓							
P09	3 & 4	Black	0.34mm ²	A	None	5.0mm	✓	✓							
P12	3	Black	0.50mm ²	E	None	5.5mm	✓	✓				✓			
P18	4 & 5	Black	0.20mm ²	C	80% Braid	5.0mm	✓	✓							
PUR for Multi-Ports - General Purpose, Oil resistant for machining applications - 300 V, -5°C to +90°C, PUR Outer Jacket over PVC Insulation															
P80	7	Yellow	4x0.34 & 3x0.75mm ²	C & E	None	8.4mm			✓	✓				✓	
	9					9.5mm			✓	✓				✓	
	11					9.5mm			✓	✓				✓	
	15					9.8mm			✓	✓				✓	
	19					11.4mm			✓	✓				✓	
P78	6	Black	4x0.34 & 2x0.75mm ²	C & C	None	8.4mm	✓	✓	✓	✓			✓	✓	
	8					9.5mm	✓	✓	✓	✓			✓	✓	
	10					9.8mm	✓	✓	✓	✓			✓	✓	
	12					9.8mm	✓	✓	✓	✓			✓	✓	
	14					9.8mm	✓	✓	✓	✓			✓	✓	
	18					11.4mm	✓	✓	✓	✓			✓	✓	
P75	22		20x0.25 & 2x0.50mm ²	C & C		11.4mm	✓	✓	✓	✓			✓	✓	
LSOH PUR - Low Smoke Zero Halogen - Baggage handling, public building use - 300 V, -40°C to +70°C, LSOH PUR Outer Jacket over Polyethylene Insulation															
H03	4	Yellow	0.34mm ²	C	None	5.0mm	✓	✓							
H69	4	Grey	0.20mm ²	C	Foil with Drain	4.5mm	✓	✓							
P20	3	Black	0.34mm ²	C	80% Braid	5.0mm	✓	✓							
	4					5.5mm	✓	✓							
	5					5.8mm	✓	✓							
Irradiated PUR - Machine tool and welding applications - 300 V, -5°C to +105°C, Irradiated PUR Outer Jacket over PVC Insulation															
P82	3 & 4	Orange	0.34mm ²	E	None	5.0mm	✓	✓							

Stranding and Cross Sectional Area Table

Stranding Group	Number of Strands					Diameter of Strands
	0.20mm ²	0.25mm ²	0.34mm ²	0.50mm ²	0.75mm ²	
A		128	174			0.05mm
B		65				0.07mm
C	27	32	42	64	95	0.10mm
D			26			0.13mm
E			19	28	42	0.15mm