


Type CT6 Series



This miniature trimmer incorporates the latest technology developments and has been rigorously tested to the highest standards. Special Attention at the design stage has created a new resin moulded technology which is ideally suited to high volume, low cost applications in a range of consumer and industrial markets. The CT6 is also available taped and ammo packed for extra high-speed insertion. The cross-slot head is designed for automatic adjustment and the CT6 can also be adjusted from both sides.

Key Features

- Robust Enclosed Construction
- Dust and Flux Proof
- New Resin Moulded Element
- Space-Saving Device
- Arrow Position Indicator
- Top, Bottom and Side Adjustment Styles
- Stable in High Humidity

Economy Trimmers

Type CT6 Series

Characteristics - Electrical

Resistance Range:	100R to 1M		
Resistance Values:	1, 2, and 5 in each decade		
Resistance Tolerance:	± 30%		
End Resistance:	<3%		
Maximum Wiper Current:	50 mA		
Power Rating:	0.1 Watts at 50°C derating to zero at 70°C		
Limiting Element Voltage:	≤ 500K 50V > 500K 25V		
Residual Resistance:	<1K 30R maximum	1K – 2K 60R maximum	>2K 3% maximum

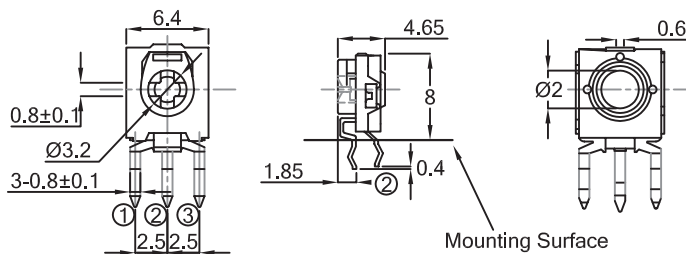
Characteristics - Mechanical

End Stop:	75mNm minimum
Starting Torque:	2 – 25mNm maximum
Mechanical Adjustment:	210° nominal
Terminal Strength:	5mNm (At PCB mounting surface)

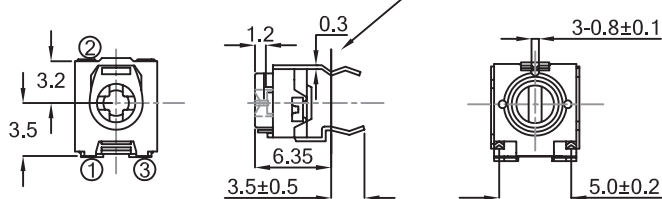
Characteristics - Environmental

Temperature Range:	-20°C to +70°C
Temperature Storage:	-40°C to +75°C
Bump Severity:	4000 bumps; 40G
Vibration Severity:	10 - 55 Hz; 10G
Rotational Life:	100 cycles minimum
Load Life at 40°C:	ΔR <10% after 1000 hours at 0.15W
Climatic Category:	25/70/21
Sealing:	Dust and Flux proof
Resistance to Soldering Heat:	240°C to 280°C for 5 seconds maximum 280°C to 300°C for 3 seconds maximum
Resistance to Damp Heat (40°C ±2°C 90% - 95% RH):	R <100K After 350 hours +15 %/-0 % R >100K / < 1M After 350 hours +20 %/-0 %
Endurance under Damp Heat (40°C ±2°C 90% - 95% RH):	R <100K After 350 hours 1.5 hours on 0.5 hours off +15 % R >100K / < 1M After 350 hours 1.5 hours on 0.5 hours off +20 %
Endurance under High Temperature:	70°C ±3°C, After 250 hours +5%/-15%
Sealing:	Dust and Flux proof

Dimensions CT6V

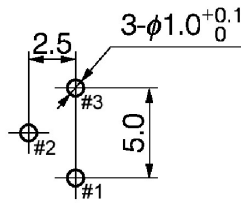


CT6H

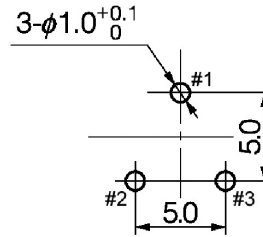


Type CT6 Series

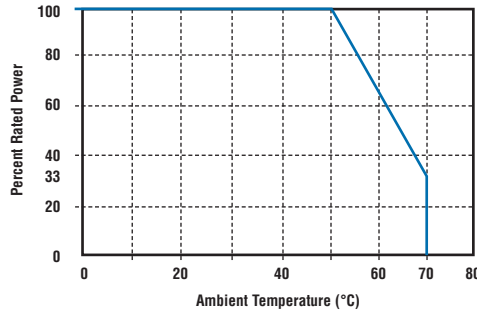
**PCB Layout
CT6V**



CT6H



Derating Curve

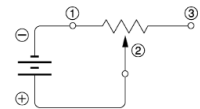


Application Notes

When using our Trimmer Potentiometers, please observe the following items ("prohibited items") and be careful of the following in order to prevent dangerous accidents and deterioration of performance.

1. Prohibited items and notes in design stage

- Use within the rating.
The affect of the ambient temperature on trimmer potentiometers cannot be ignored. When using at a high temperature, reduce the load according to the Power Derating Curve above.
- Handling trimmer potentiometers.
Take care not to apply excessive stress to a trimmer potentiometer after mounting it to a PCB.
- Anodisation.
When dc is applied to a wiper (terminal 2), anodisation may occur at the contact part of the wiper with the resistive element, resulting in abnormal resistance variation. When dc is used, to prevent anodisation, the resistive element should be connected to the negative side and the wiper should be connected to the positive side, as shown in the figure at right.



2. Prohibited items and notes on handling

- Storage.
Do not store trimmer potentiometers at high temperatures and /or under conditions of high humidity, or in a location where corrosive gas may be generated. In particular, when storing for long periods, do not unpack the trimmer potentiometers and do not store them as a single unit.
- Operational direction.
Since the stopper strength at the rear side is 35mNm, which is smaller than at the front side, operation for adjustment from the front side is recommended.

3. Prohibited items on fire and smoking

- Absolutely avoid use of a trimmer potentiometer beyond its rated range because doing so may cause a fire. If misuse or abnormal use may result in conditions in which the trimmer potentiometer is used out of its rated range, take proper measures such as current interruption using a protective circuit.
- The grade of non-flammability for resin used in trimmer potentiometers is "94HB," which is based on UL94 Standards (flammability test for plastic materials). Prohibit use in a location where spreading fire may be generated or prepare against a spreading fire.

How to Order

CT6	H	102	N
Common Part	Orientation	Resistance Value	Tolerance
CT6 - 6mm Moulded Trimmer	H - Top / Bottom Adjust V - Both Side Adjust	The first two digits are significant figures of resistance value. The third denotes the number of zeros following. e.g. 100R: 101 1K: 102 10K - 103 100K - 104	N - 30 %