


Filter Inductors, High Current, Axial Leaded



FEATURES

- Printed circuit mounting (axial leads)
- Pre-tinned leads
- Low cost construction
- Protected by polyolefin tubing - flame retardant UL type VW-1 per MIL-I-23053/8, class 3 requirements
- Compliant to RoHS Directive 2002/95/EC


RoHS
COMPLIANT

ELECTRICAL SPECIFICATIONS

Inductance: Measured at 1.0 V with zero DC current

Current Rating: Maximum continuous operating current (DC or RMS) based on 50 °C temperature rise

Dielectric Rating: 2500 V_{RMS}, 60 Hz, applied for one minute between winding and outer circumference to within 0.250" [6.35 mm] of the insulation sleeve edge

Operating Temperature: - 55 °C to + 125 °C (no load), - 55 °C to + 75 °C (at full rated current)

APPLICATIONS

Noise filtering for switching regulators, power amplifiers, power supplies, and SCR and triac control circuits

MECHANICAL SPECIFICATIONS

Winding: Layered solenoid type

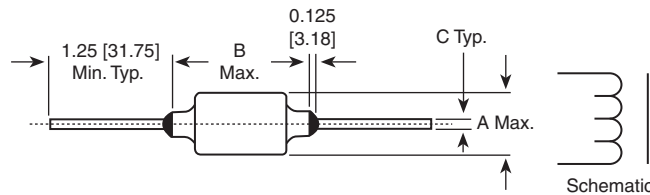
Wire: Solid soft copper

Terminals: Tinned copper leads

Encapsulant: Polyolefin tubing

Core Material: Ferrite

DIMENSIONS in inches [millimeters]



MODEL	A (MAX.)	B (MAX.)	C ± 0.002 [0.050]
IHA-101	0.475 [12.07]	0.800 [20.32]	0.032 [0.813]
IHA-102	0.475 [12.07]	0.800 [20.32]	0.032 [0.813]
IHA-103	0.475 [12.07]	1.050 [26.67]	0.032 [0.813]
IHA-104	0.550 [13.97]	1.050 [26.67]	0.032 [0.813]
IHA-105	0.550 [13.97]	1.175 [29.85]	0.032 [0.813]
IHA-201	0.500 [12.70]	0.800 [20.32]	0.032 [0.813]
IHA-202	0.500 [12.70]	0.800 [20.32]	0.032 [0.813]
IHA-203	0.500 [12.70]	0.920 [23.37]	0.032 [0.813]
IHA-204	0.600 [15.24]	0.920 [23.37]	0.032 [0.813]
IHA-205	0.750 [19.05]	1.050 [26.67]	0.032 [0.813]
IHA-301	0.475 [12.07]	0.800 [20.32]	0.032 [0.813]
IHA-302	0.475 [12.07]	0.920 [23.37]	0.032 [0.813]
IHA-303	0.550 [13.97]	0.800 [20.32]	0.032 [0.813]
IHA-304	0.550 [13.97]	0.920 [23.37]	0.032 [0.813]
IHA-305	0.550 [13.97]	1.175 [29.85]	0.032 [0.813]
IHA-501	0.475 [12.07]	1.050 [26.67]	0.040 [1.02]
IHA-502	0.475 [12.07]	1.050 [26.67]	0.040 [1.02]
IHA-503	0.700 [17.78]	1.050 [26.67]	0.040 [1.02]
IHA-504	0.700 [17.78]	1.050 [26.67]	0.040 [1.02]
IHA-505	0.700 [17.78]	1.300 [33.02]	0.040 [1.02]

STANDARD ELECTRICAL SPECIFICATIONS

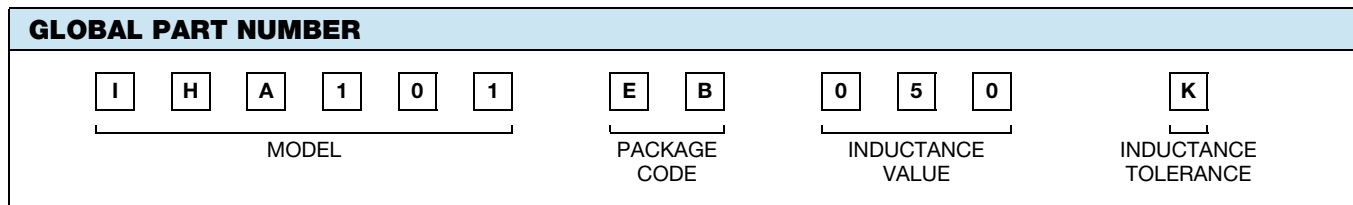
MODEL	IND. AT 1 kHz (µH)	TOL. (%)	DCR MAX. (Ω)	RATED DC CURRENT (mA)
IHA-101	50	± 10 %	0.120	2500
IHA-102	100	± 10 %	0.160	2100
IHA-103	250	± 10 %	0.280	1800
IHA-104	500	± 10 %	0.420	1600
IHA-105	1000	± 10 %	0.600	1400



STANDARD ELECTRICAL SPECIFICATIONS				
MODEL	IND. AT 1 kHz (μ H)	TOL. (%)	DCR MAX. (Ω)	RATED DC CURRENT (mA)
IHA-201	27	$\pm 10\%$	0.060	3700
IHA-202	50	$\pm 10\%$	0.085	3100
IHA-203	100	$\pm 10\%$	0.120	2700
IHA-204	250	$\pm 10\%$	0.200	2400
IHA-205	500	$\pm 10\%$	0.320	2300
IHA-301	5	$\pm 10\%$	0.015	6800
IHA-302	10	$\pm 10\%$	0.021	6100
IHA-303	27	$\pm 10\%$	0.040	4800
IHA-304	50	$\pm 10\%$	0.050	4300
IHA-305	100	$\pm 10\%$	0.070	4200
IHA-501	5	$\pm 10\%$	0.010	9300
IHA-502	10	$\pm 10\%$	0.015	8300
IHA-503	27	$\pm 10\%$	0.030	6500
IHA-504	50	$\pm 10\%$	0.040	6100
IHA-505	100	$\pm 10\%$	0.060	5900

MARKING
<ul style="list-style-type: none"> - Vishay Dale - Model - Date code

ORDERING INFORMATION				
IHA-101	50 μ H	$\pm 10\%$	EB	e2
MODEL	INDUCTANCE VALUE	INDUCTANCE TOLERANCE	PACKAGE CODE	JEDEC LEAD (Pb)-FREE STANDARD





Disclaimer

ALL PRODUCT, PRODUCT SPECIFICATIONS AND DATA ARE SUBJECT TO CHANGE WITHOUT NOTICE TO IMPROVE RELIABILITY, FUNCTION OR DESIGN OR OTHERWISE.

Vishay Intertechnology, Inc., its affiliates, agents, and employees, and all persons acting on its or their behalf (collectively, "Vishay"), disclaim any and all liability for any errors, inaccuracies or incompleteness contained in any datasheet or in any other disclosure relating to any product.

Vishay makes no warranty, representation or guarantee regarding the suitability of the products for any particular purpose or the continuing production of any product. To the maximum extent permitted by applicable law, Vishay disclaims (i) any and all liability arising out of the application or use of any product, (ii) any and all liability, including without limitation special, consequential or incidental damages, and (iii) any and all implied warranties, including warranties of fitness for particular purpose, non-infringement and merchantability.

Statements regarding the suitability of products for certain types of applications are based on Vishay's knowledge of typical requirements that are often placed on Vishay products in generic applications. Such statements are not binding statements about the suitability of products for a particular application. It is the customer's responsibility to validate that a particular product with the properties described in the product specification is suitable for use in a particular application. Parameters provided in datasheets and/or specifications may vary in different applications and performance may vary over time. All operating parameters, including typical parameters, must be validated for each customer application by the customer's technical experts. Product specifications do not expand or otherwise modify Vishay's terms and conditions of purchase, including but not limited to the warranty expressed therein.

Except as expressly indicated in writing, Vishay products are not designed for use in medical, life-saving, or life-sustaining applications or for any other application in which the failure of the Vishay product could result in personal injury or death. Customers using or selling Vishay products not expressly indicated for use in such applications do so at their own risk and agree to fully indemnify and hold Vishay and its distributors harmless from and against any and all claims, liabilities, expenses and damages arising or resulting in connection with such use or sale, including attorneys fees, even if such claim alleges that Vishay or its distributor was negligent regarding the design or manufacture of the part. Please contact authorized Vishay personnel to obtain written terms and conditions regarding products designed for such applications.

No license, express or implied, by estoppel or otherwise, to any intellectual property rights is granted by this document or by any conduct of Vishay. Product names and markings noted herein may be trademarks of their respective owners.

Material Category Policy

Vishay Intertechnology, Inc. hereby certifies that all its products that are identified as RoHS-Compliant fulfill the definitions and restrictions defined under Directive 2011/65/EU of The European Parliament and of the Council of June 8, 2011 on the restriction of the use of certain hazardous substances in electrical and electronic equipment (EEE) - recast, unless otherwise specified as non-compliant.

Please note that some Vishay documentation may still make reference to RoHS Directive 2002/95/EC. We confirm that all the products identified as being compliant to Directive 2002/95/EC conform to Directive 2011/65/EU.