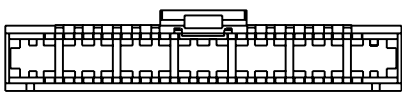
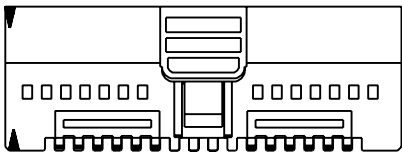
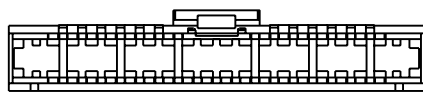
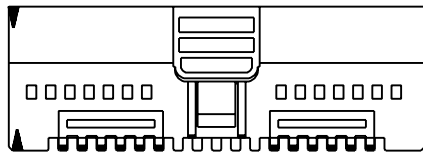


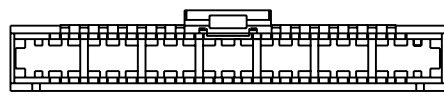
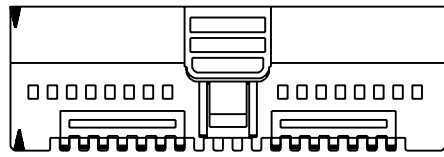
38 CKT.
19 CKT. DUAL
ROW - ODD



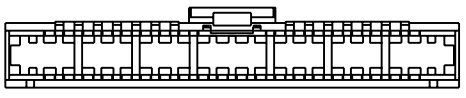
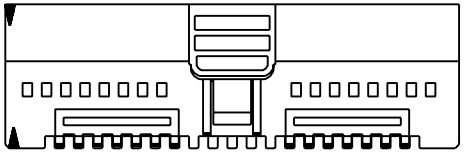
40 CKT.
20 CKT. DUAL
ROW - EVEN



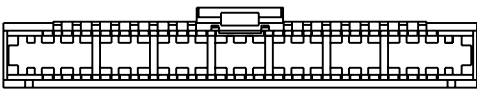
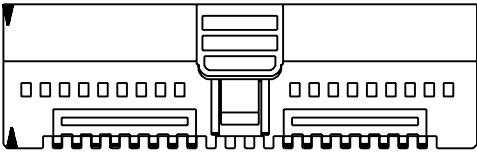
42 CKT.
21 CKT. DUAL
ROW - ODD



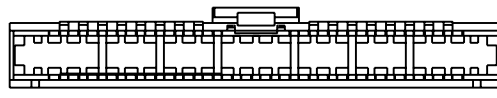
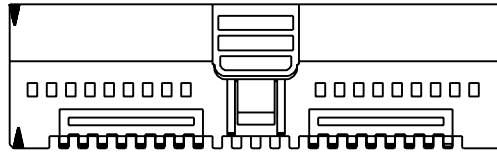
44 CKT.
22 CKT. DUAL
ROW - EVEN



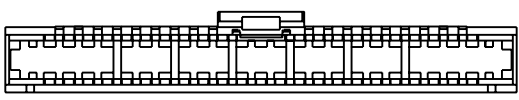
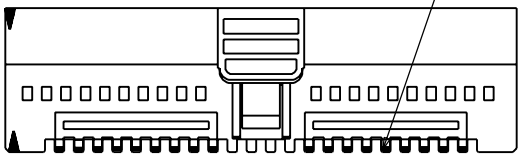
46 CKT.
23 CKT. DUAL
ROW - ODD



48 CKT.
24 CKT. DUAL
ROW - EVEN



50 CKT.
25 CKT. DUAL
ROW - ODD



CASTLES BETWEEN SUPPORT RIBS OPTIONAL (50 CIRCUIT ONLY)

LI	SEE SHEET I
L	SEE SHEET I
K	SEE SHEET I
J	SEE SHEET I

DIMENSIONS SHOWN (METRIC) INCH		▽ = 0		◂ = 0		REVISIONS	
UNLESS OTHERWISE SPECIFIED TOLERANCES ANGULAR ± 1/2°		REVISIONS					
		TITLE		MFG. SH.		REV. LTR.	
		DUAL ROW INTERIM CLIP .100 GRID		69532		3	
		DATE		SHEET NO.		REV. LTR.	
		06/26/86		3		U.S.A.	
		PART NO.		DRWG. NO.		MATERIAL	
		SEE CHART		SD-70013-0001-1050		MATERIAL	
		FILE NAME		DIV.		SIZE	
		S70013X3		DP		C	
		DRAWN BY		CHK'D BY		SCALE	
		DJB		DB		2:1	
		APP'D BY		SCALE		THIS DRAWING CONTAINS INFORMATION THAT IS PROPRIETARY TO MOLEX INC. AND SHOULD NOT BE USED WITHOUT WRITTEN PERMISSION.	
		WZ					